

country kerb & edge



ISO 14001:2004




heavy-duty kerbing

- Features an exposed granular surface
- Emulates the unique aged appearance of traditional granite kerbs
- Offers all the benefits of modern concrete kerbing
- Designed with strength and durability in mind


product specifications

Product type	Concrete Kerb
Manufactured to	BS EN 1340:2003
Strength	> 3.5MPa
Installed to	BS 7533-6:1999
BSI Plus	Q10 110
Applications	Residential and Commercial when used in conjunction with the correct sub-base design in accordance with the latest British Standard.
Energy used	100% renewable energy
Water used	100% water used from rainwater harvesting system
Carbon Footprint	255x125x915mm: 13kgCO ₂ e/ea 255x145x915mm: 13kgCO ₂ e/ea 150x75x900mm: 4kgCO ₂ e/ea
Recyclable	100% of this product can be recycled
Recycled content	Not less than 31% recycled materials included (Granite Aggregate Kerb)
Manufacturing location	Produced in the UK with locally sourced materials
breem rating www.bre.co.uk	Refer to the Green Guide to Specification, 4th Edition 2009.
Tobermore products are manufactured in accordance with an accredited ISO 9001:2008 quality system. Manufacturing facilities are accredited to ISO14001:2004 Environmental Management. The company publish Environmental labels and declarations in accordance with BS EN ISO 14021:2001.	


colours



product profile



Country Kerb Granite Aggregate



Country Edge Granite Aggregate

product		size (mm)	colours available	in stock	no. per pack	weight (kg) per pack
COUNTRY KERB BIM		255 x 125 x 915	Granite Aggregate, Standard Aggregate	YES	18	1251
			Graphite	SPECIAL ORDER		
		255 x 145 x 915	Granite Aggregate	YES	16	1282
COUNTRY EDGE BIM		150 x 75 x 900	Granite Aggregate	YES	60	1200
COUNTRY KERB	Dropper (specify left or right hand dropper)	255/150 x 125 x 915	Granite Aggregate, Standard Aggregate	MADE TO ORDER	18	915
		255/150 x 145 x 915	Granite Aggregate	MADE TO ORDER	16	1282
	Dropper Centre Kerb	150 x 125 x 915	Granite Aggregate	MADE TO ORDER	36	1512
		150 x 145 x 915	Granite Aggregate	MADE TO ORDER	36	1728
	External or Internal Corner	255 x 145 x 915	Granite Aggregate	MADE TO ORDER	16	1282
	Delineation	255 x 125 x 915	Granite Aggregate with Black Strip	SPECIAL ORDER	18	1251

BIM This product is available to download from our website in **BIM Level 2** format. *Kerbs can be cut as required - contact us for further details. Refer to all instructions and warnings on our website