





Ground Floor

First Floor



Key:-

-  Location of walls / doors on standard house type shown in red.
-  Extra items required to comply with Lifetime Homes shown in blue.
-  Track Hoist route shown in green.
-  Clear space required in WC & Bathroom.

General Notes

- Each habitable room to have 1 No. operable window with controls no higher than 1200mm from finished floor level (kitchen & bathroom window not applicable).
- All service controls should be within a height of 450mm to 1200mm from finished floor. Services include switches, sockets, tv / telephone points, consumer units, heating programmer / radiator thermostats, and water stop tap.

The Worcester

Lifetime Homes
Based on E4H118.1

DATE: July 2014

REV: A

Drawing scale 1:50 @ A2



Revisions:
A 01.02.16 Conservatory added.