

Shopline






Shopline Screen

- Economical solution for ground floor treatment, shop front and commercial display windows
- Shuffle glazed system designed for single and double glazed units up to 28mm
- Comprehensive range of ancillary screening profiles including fixed couplers and variable angle corner posts
- Extensive range of paint finishes painted to Qualicoat standard



Shopline Doors

- Heavy Duty commercial doors designed specifically for high traffic commercial applications
- Shopline offers a range of profiles for concealed overhead closer, rebated, automated sliding and swing doors
- Choice of specialist hardware including high security commercial locks
- Range of thresholds including drainage, single and double ramp details compatible with DDA requirements
- Reinforced profiles designed specifically for automated doors
- Extensive range of door profiles including a choice of anti-finger trap stiles, midrails, and jambs
- Compatible with electric automation and locks



Commercial Screening System

Shopleveline is an economical aluminium screening system for commercial applications.

With one of the most comprehensive range of profiles available, Smart's Shopleveline is an established and proven screening system. The system is designed to comply with the demands of architects, local authorities and property managers for commercial projects around the UK. Shopleveline doors are designed to integrate with the Shopleveline screen, providing an ideal solution for high traffic commercial entrances, such as schools and hospitals.

COMMERCIAL SCREENS

Shopleveline is a modular screening solution, combining the benefits of off-site manufacture with on-site assembly. Screen modules are constructed offsite from square cut profiles joined using self tapping screws. These modules can then be rapidly assembled onsite, intuitively clipping together the mullions to form one continuous screen.

This rapid assembly method offers an economical solution for low rise screening with slim sightlines of 50mm. Designed for the UK climate, all fixings on the screen are manufactured from corrosion resistant material to provide protection from both atmospheric and electrolytic degradation. The system offers drainage trays, ensuring the screens performance in all weathers.

GLAZING

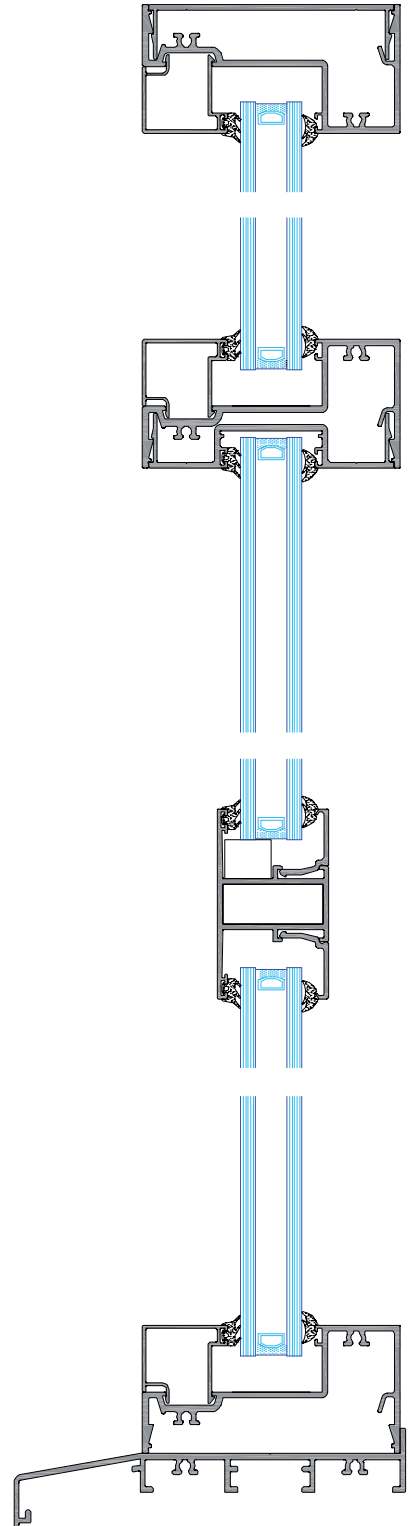
Once assembled the modules are easy to glaze with options for single or double glazed to 28mm. The units are 'shuffle glazed' into the screen. Using a double glazed unit the system can achieve a good U Value of 2.4W/m²k, providing good performance and exceeding building regulations for display windows.

For details on thermal performance contact the Smart's Technical Department.

All 'dynamic' glazing gaskets supplied by Smarts are of EPDM quality and compatible with Pilkington Active sealed units. These are recognised to conform to the highest industry quality and performance standards, and are the only gaskets used by Smarts when testing to BSI certified standards.

FINISH

Shopleveline profile can be supplied Polyester power coated which is ideally suited to demands of commercial applications. Painted to BS 6496 including Qualicoat standards, Shopleveline profiles are typically painted to 60 microns which complies with the requirements necessary to achieve a 25 year guarantee and ensures the quality and longevity of the Shopleveline screen system.



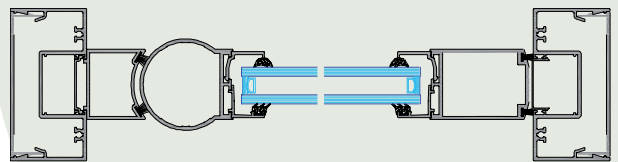
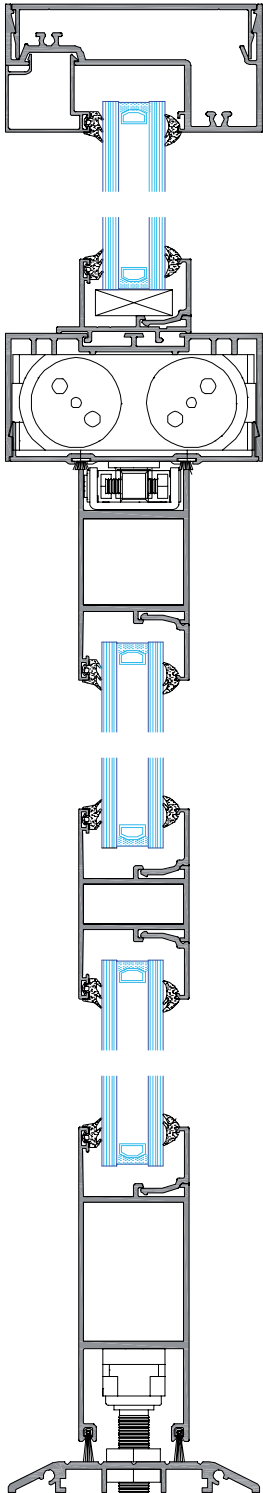
COMMERCIAL DOORS

The Shopline screening suite integrates a range of commercial entrance doors. Exceedingly versatile in application and scope, the Shopline system includes solutions for single and double commercial doors. Swing doors with concealed overhead closers, rebated doors and automated swing/sliding doors can all be manufactured with Shopline.

SWING DOORS

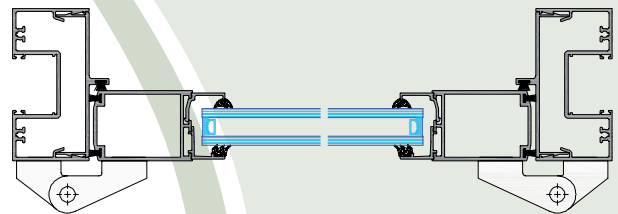
Shopline swing doors utilise the Adams Rite ARC-51 Overhead transom concealed door closer in a range of strengths for doors up to 1100mm width and 2500mm in height.

A range of floor/threshold pivots is available for use with the overhead closer for door weights up to 110kgs. When wider doors are required, contact Smart's Technical Department for guidance.



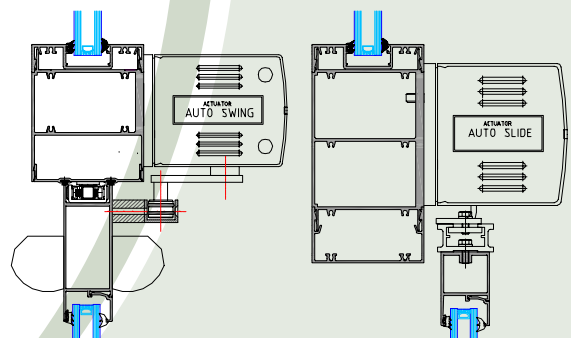
REBATED DOORS

Rebated doors are face mounted on flag hinges with the option of a face mounted door closer. The system benefits from an increased opening angle of 180 degrees and is ideal for more exposed locations with the extra weather protection offered by the additional rebate.



AUTO SWING/ AUTO SLIDING

For main commercial entrance doors Shopline is designed to provide automated swing opening using electrical sensors and actuators to operate swinging, sliding, and telescopic doors. Shopline offers profiles with a range of suited reinforced sections developed to securely mount a range of door automated actuators from different hardware suppliers, including Besam.



SHOPLINE SECURE AND DURABLE

The doors are specifically developed for heavy duty applications such as schools and hospitals. Shopline doors are easy to manufacture, using mechanical corner brackets instead of traditionally welded corners. The mechanical fixing is not affected by HAZ degradation experienced on welded joints. This method of fabrication creates an exceptionally strong and durable door with a quality and consistency of joint not possible with welded construction.

DDA & Document M

A range of options is available that enable compliance with DDA & Document M legislation including low threshold and anti-finger trap sections.

Building regulations on opening widths require that all doors in both domestic and commercial applications feature a minimum clear opening to enable persons of reduced mobility to manoeuvre through a building. Further guidance on these requirements can be obtained from the 'Smart Guide to Document M', available to download from www.smartsystems.co.uk, or in hard copy by request.

For further advice please contact the Smart's Technical Department.

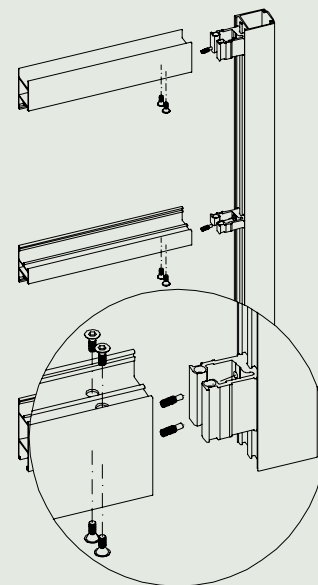
PROFILES

All profiles are extruded from aluminium alloy 6063 T6 and comply with the recommendations of BS 1474.

Sections are pre-treated and finished:

- Anodised AA25 to BS 3987 in a natural self colour and other agreed colours.
- Polyester powder organic coating to BS 6496 in white high gloss.
- Polyester powder organic coating to BS 6496 in agreed colours, matt or gloss finish.

SMART SYSTEMS LIMITED reserve the right to make changes to the product specification as technical developments dictate and without prior notice.



Smart Architectural Aluminium is renowned in the fenestration industry for its ethos of quality in design and development. Our expertise and reputation is built from over 30 years experience in designing and supplying quality assured aluminium profile systems to the window and door industry. It is this experience and reputation for excellence that has made Smart Architectural Aluminium the UK's leading supplier of aluminium window and door systems.

Located in Yatton, North Somerset, at a purpose built 15,000sq/m offices and manufacturing plant the company has an annual turnover in excess of £30 million and employs over 100 people. In 2009 Smarts will complete development work on a further 15,000sq/m state of the art aluminium extrusion press and paint plant, the first to be built in the UK in over ten years.

Smart Architectural Aluminium is committed to working towards a sustainable working environment, and to ensuring that every aspect of our activities is conducted in accordance with sound environmental practices.

Smart Systems Ltd is a member of the Corialis Group

SH001

