
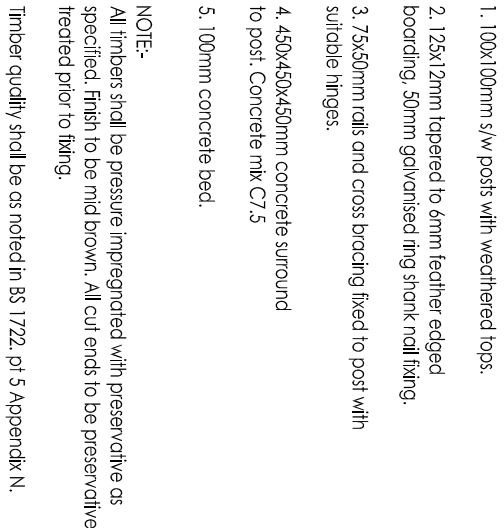
[illegible]

PLEASE NOTE:
Rails to face within the development to deter climbing.




Architectural drawing of a stone wall section. The drawing is divided into two horizontal sections by a thick black vertical line. The top section shows a cross-section of a wall with a width of 1200 units and a height of 400 units. The wall is constructed from irregularly shaped stones. The bottom section shows a cross-section of a wall with a width of 1200 units. The wall is constructed from irregularly shaped stones. A label on the right side of the bottom section reads: "EXISTING STONE CORNER REUSED" and "EXISTING SANDSTONE WALL RESULT FROM EXISTING MATERIALS WITH SANDSTONE MORTAR".

DETAIL - D-SD0SWALL



REDROW
HOMES



REDROW
HOMES

Order No.	Date	Amount Due	Balance