








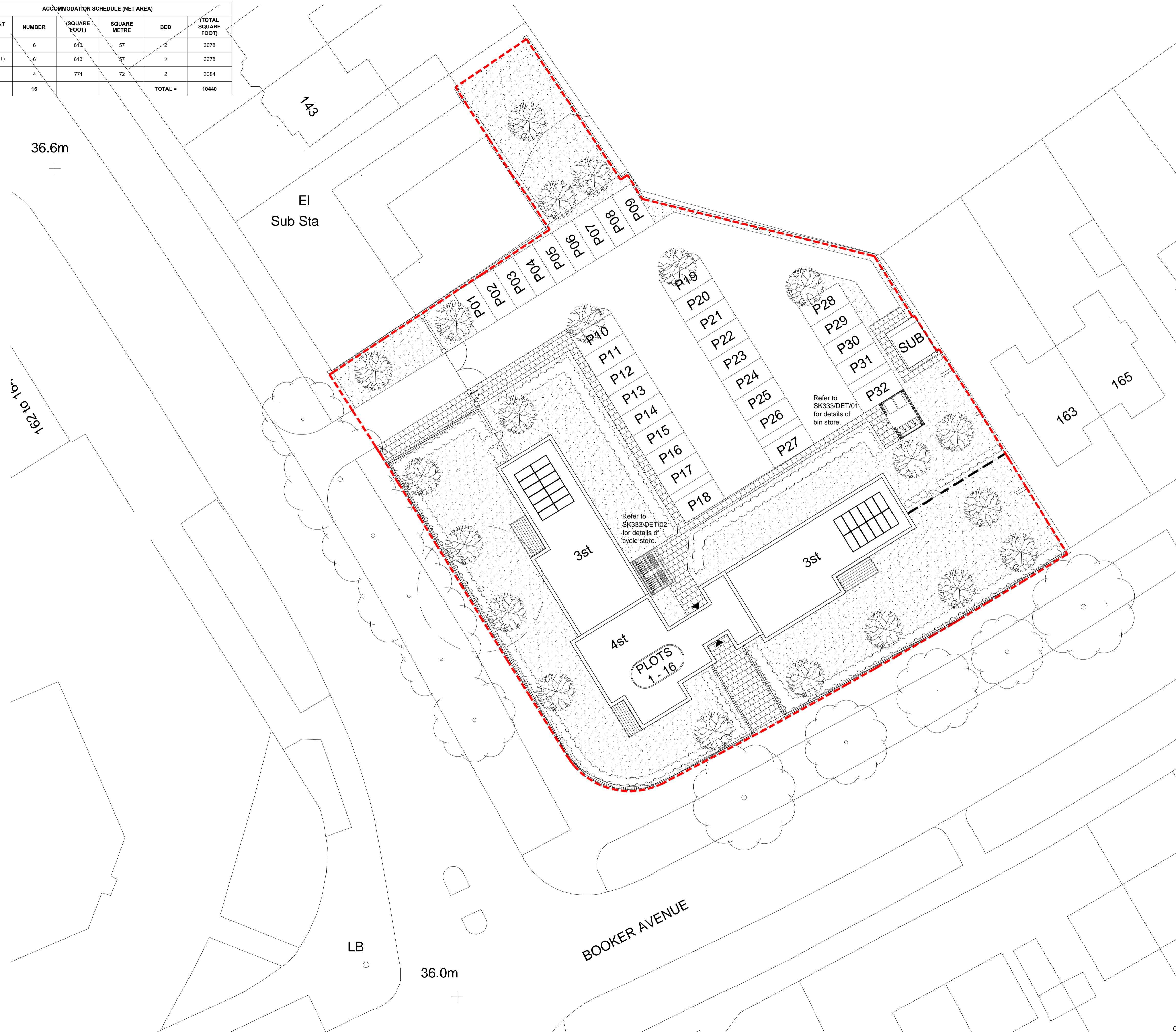


ACCOMMODATION SCHEDULE (NET AREA)					
APARTMENT TYPE	NUMBER	(SQUARE FOOT)	SQUARE METRE	BED	(TOTAL SQUARE FOOT)
S-2-613	6	613	57	2	3678
S-2-613 (ALT)	6	613	57	2	3678
S-2-771	4	771	72	2	3084
TOTAL =	16			TOTAL =	10440



LEGEND

-  1100mm HIGH HOOPED TOP METAL RAILING, SEE RSD 9202
 1800mm HIGH BRICK WALL, SEE RSD 9001 TYPE 1
 1800mm HIGH HIGH HOOPED TOP METAL RAILING, SEE RSD 9202
 FRONT ENTRANCE DOOR. ALL DOORS TO HAVE FLUSH THRESHOLD. UNLESS NOTED OTHERWISE PROVIDE 1200 x 1200mm LEVEL PLATFORM AT ENTRANCE TO DWELLING.
 TREES TO BE REMOVED
 INDICATIVE TREES ONLY - SEE LANDSCAPING LAYOUT FOR DETAILS
 TREES TO REMAIN - SEE LANDSCAPING LAYOUT FOR DETAILS
 INDICATIVE LOCATION & QUANTUM OF PV PANELS



A	20.06.13	SAH	BN / CYCLE STORE POSITIONS SWAPPED IN LINE WITH COMMENTS	
Rev	Date	By	Description	Chk'd



**Countryside
Properties**

Countryside Properties (UK) Limited
Regeneration North
Countryside House
Lakeside Drive
Centre Park
Warrington WA1 10W
Tel: 01925 248800 Fax: 01925 248861
www.countryside-properties.com

site:	BOOKER AVENUE LIVERPOOL
title:	SITE LAYOUT

scale: @A1	1:200	drawn by:	SAH
date:	OCT 2012	checked:	
 		drawing no: <h1>SK333/EX/01</h1>	
sheet no: TS 53054 ISO 9001:2008 EMS 61320 ISO 14001:2004		revision: <h1>A</h1>	

