




Do not scale this drawing.
Use stated dimensions only.
If in doubt ASK.

Emergency Lighting
Emergency lighting to B.S.5266, Part 1, 1988 to be provided throughout the premises, over any change in level, within the Male, Female and Disabled toilets

 All exit doors to be clearly indicated with pictogram style illuminated exit signs (3 hour) and of the maintained type to B.S. 5266 Part 1, 1988.

☐ Non maintained (3 hour) luminaries.

Fire Alarm
A fire alarm to B.S.5839, Part 1 to be provided


-  Fire alarm call points shown thus
-  Heat/smoke detectors shown thus


Sufficient sounders to be provided to be audible in all parts of the premises

Fire procedures in the form of a notice relating to actions to be taken on the discovery of a fire to be provided and sited adjacent to each call point.

Fire Fighting Equipment
Fire fighting equipment complying with B.S.5423 and B.S.5306 Part 3 to be provided and maintained readily available for use.

 Fire Blanket shown thus

 Fire Extinguisher shown thus (water)

 Fire extinguisher shown thus (4kg powder)

Doors
All fire resisting doors shall be as indicated on the plan.
Double doors shall be fitted with rebated meeting stiles with a door selector. All fire doors to be fitted with 100mm x 100mm signs to both faces reading FIRE DOOR-KEEP SHUT in white letters on a blue circular background. Any glazing to doors marked (vp) to be in 6mm clear sheet georgian wired glass. All doors marked (p) are to be fitted with an approved panic bolt mechanism. A sign reading PUSH BAR TO OPEN in 75mm high white lettering on a green background to be fitted above the horizontal bar.

General
Surface spread of flame to be class 0 to all public circulation spaces and class 1 to all other areas

All finishes to toilet and kitchen areas to be impervious with easily cleanable surfaces



Hobs Reprographics