

Appendix J

Public Exhibition Photos



PRINCES REACH PUBLIC EXHIBITION

INTRODUCTION

The site is situated within Liverpool Waters, an urban covering 65 hectares which benefits from rail links, canals, and access to create a world class mixed use waterfront development quarter in central Liverpool.

MODALIVING is a joint venture between Princes Reach and a local partner, providing high quality living and amenity facilities to residents and all local design, quality and playmaking. These facilities are designed to significantly enhance the quality and appearance of the Liverpool waterfront.

We encourage you to view the following display which sets out the development and focuses on key details of Princes Reach.


Members of the project team are on hand to discuss particular aspects of the project with you and are happy to take any questions you may have. We are also happy to provide information on the project and its progress.



MODALIVING
A LIVERPOOL CITY COUNCIL DEVELOPMENT

PRINCES REACH PUBLIC EXHIBITION

LIVERPOOL WATERS



MODALIVING
A LIVERPOOL CITY COUNCIL DEVELOPMENT

PRINCES REACH PUBLIC EXHIBITION

LIVERPOOL WATERS



MODALIVING
A LIVERPOOL CITY COUNCIL DEVELOPMENT

PRINCES REACH PUBLIC EXHIBITION

MODALIVING



MODALIVING
A LIVERPOOL CITY COUNCIL DEVELOPMENT

PRINCES REACH PUBLIC EXHIBITION


DESIGN CONCEPT



MODALIVING
A LIVERPOOL CITY COUNCIL DEVELOPMENT

PRINCES REACH PUBLIC EXHIBITION

DESIGN EVOLUTION



MODALIVING
A LIVERPOOL CITY COUNCIL DEVELOPMENT

PRINCES REACH PUBLIC EXHIBITION

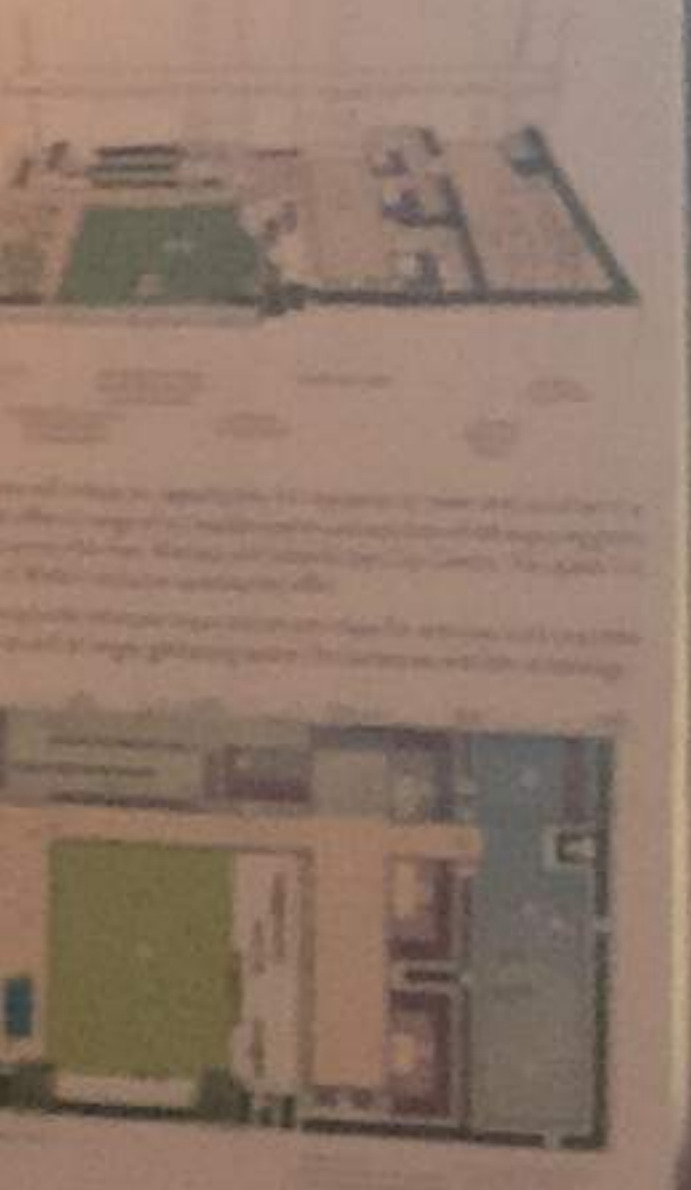
INCLUSIVE COMMUNITY PROPOSITION



MODALIVING
A LIVERPOOL CITY COUNCIL DEVELOPMENT

PRINCES REACH PUBLIC EXHIBITION

PUBLIC REALM AND LANDSCAPE



MODALIVING
A LIVERPOOL CITY COUNCIL DEVELOPMENT

PRINCES REACH PUBLIC EXHIBITION


KEY THEMES



MODALIVING
A LIVERPOOL CITY COUNCIL DEVELOPMENT

PRINCES REACH PUBLIC EXHIBITION


KEY MOVES AND CONNECTIVITY



MODALIVING
A LIVERPOOL CITY COUNCIL DEVELOPMENT

PRINCES REACH PUBLIC EXHIBITION

DESIGN PROPOSAL



MODALIVING
A LIVERPOOL CITY COUNCIL DEVELOPMENT



PRINCES REACH
PUBLIC EXHIBITION

INTRODUCTION

The site is situated within Liverpool Waters, a scheme covering 60 hectares which benefits from existing context, due to its location, a world-class river-side waterfront development partner in central Liverpool.

MODALIVING is a new development in the heart of the city, providing high-quality living and design quality and placement to significantly enhance the area.

We encourage you to meet the team and discuss the project with you and are happy to help you find the information you need at an exciting time for Liverpool Waters.

Members of the project team will be on hand to answer your questions and provide you with the information you need.

MODALIVING

PRINCES REACH
PUBLIC EXHIBITION

LIVERPOOL WATERS

The Liverpool Waters scheme is a world-class waterfront development in central Liverpool, covering 60 hectares and including a mix of residential, commercial, and leisure uses.

MODALIVING

PRINCES REACH
PUBLIC EXHIBITION

LIVERPOOL WATERS

The Liverpool Waters scheme is a world-class waterfront development in central Liverpool, covering 60 hectares and including a mix of residential, commercial, and leisure uses.

MODALIVING

PRINCES REACH
PUBLIC EXHIBITION

MODALIVING

MODALIVING is a new development in the heart of the city, providing high-quality living and design quality and placement to significantly enhance the area.

MODALIVING

PRINCES REACH
PUBLIC EXHIBITION

DESIGN CONCEPT

The design concept for the development is based on the existing context and the need to create a high-quality living environment.

MODALIVING

PRINCES REACH
PUBLIC EXHIBITION

DESIGN EVOLUTION

The design evolution shows the progression from the initial concept to the final design, highlighting the key decisions and changes made.

MODALIVING

PRINCES REACH
PUBLIC EXHIBITION

RESIDENTIAL USE AND MASSING

The residential use and massing of the development is designed to fit within the existing context and provide a high-quality living environment.

MODALIVING

PRINCES REACH
PUBLIC EXHIBITION

DESIGN

The design of the development is based on the existing context and the need to create a high-quality living environment.

MODALIVING

PRINCES REACH
PUBLIC EXHIBITION

PRINCES REACH

The Princes Reach development is a world-class waterfront development in central Liverpool, covering 60 hectares and including a mix of residential, commercial, and leisure uses.

MODALIVING

PRINCES REACH
PUBLIC EXHIBITION

PRINCES REACH

The Princes Reach development is a world-class waterfront development in central Liverpool, covering 60 hectares and including a mix of residential, commercial, and leisure uses.

MODALIVING



