








- THIS DRAWING IS COPYRIGHT PROTECTED AND MAY NOT BE REPRODUCED IN WHOLE OR PART WITHOUT WRITTEN AUTHORITY FROM THE OWNER.
- NOTE:**
- Do not scale from this drawing. Always work to noted dimensions.
  - All dimensions are in millimetres unless otherwise stated.
  - All setting out, levels and dimensions to be agreed on site.
  - The dimensions of all materials must be checked on site before being laid out.
  - This drawing must be read with the relevant specification clauses and detail drawings.
  - Order of construction and setting out to be agreed on site.

EXTERNAL LIGHTING

- A  Bollard Lighting.  
Low level lighting integrated into bollard.
- B  Proposed Lighting Column  
Allow 3no light fittings per column. 6-8m high.  
Dappled lighting effect
- C  Feature LED Strip Lighting  
To planter edges.
- D  Tree Uplighters  
To highlight tree under-canopies.

04	02/02/16	Planter layout amended	RM	RM
03	22/01/16	Architects Base updated. Basement access incorporated	RM	RM
02	26/11/15	Additional lighting provided	RM	RM
01	18/11/15	For Comment	VE	RM
Issue	Date	Status	Drawn	Apprvd.



**Planit Intelligent Environments LLP**  
E: info@planit-ie.com  
W: planit-ie.com

**MANCHESTER**  
2 Back Grafton St  
Altrincham  
WA14 1DY  
T: 0161 928 9281

**LONDON**  
18 Bowling Green Lane  
London  
EC1R 0BW  
T: 0207 253 5678

Client	Jamworks		
Project	Bevington Bush		
Drg Title	Bevington Bush External Lighting Strategy		
Created on	Created by	Approved by	
18/11/2015	VE	RM	
Scale	Size	Status	
1:250	A1	FOR PLANNING	
Drg No.	Issue		
PL1488.GA.007	04		