


9.0 BUILDING ACCESS STRATEGY


9.2 ACCESS OVERVIEW

9.2.4 Pedestrian Access


KEY




Pedestrian access



Key pedestrian routes



Lift cores



Cycle store:

Building A - c. 68 spaces
- c. 48 spaces
Building B - c. 56 spaces
Building C - c. 30 spaces



Ground Floor Plan



9.0 BUILDING ACCESS STRATEGY

9.3 SERVICING & REFUSE STRATEGY

