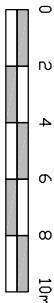


NOTES

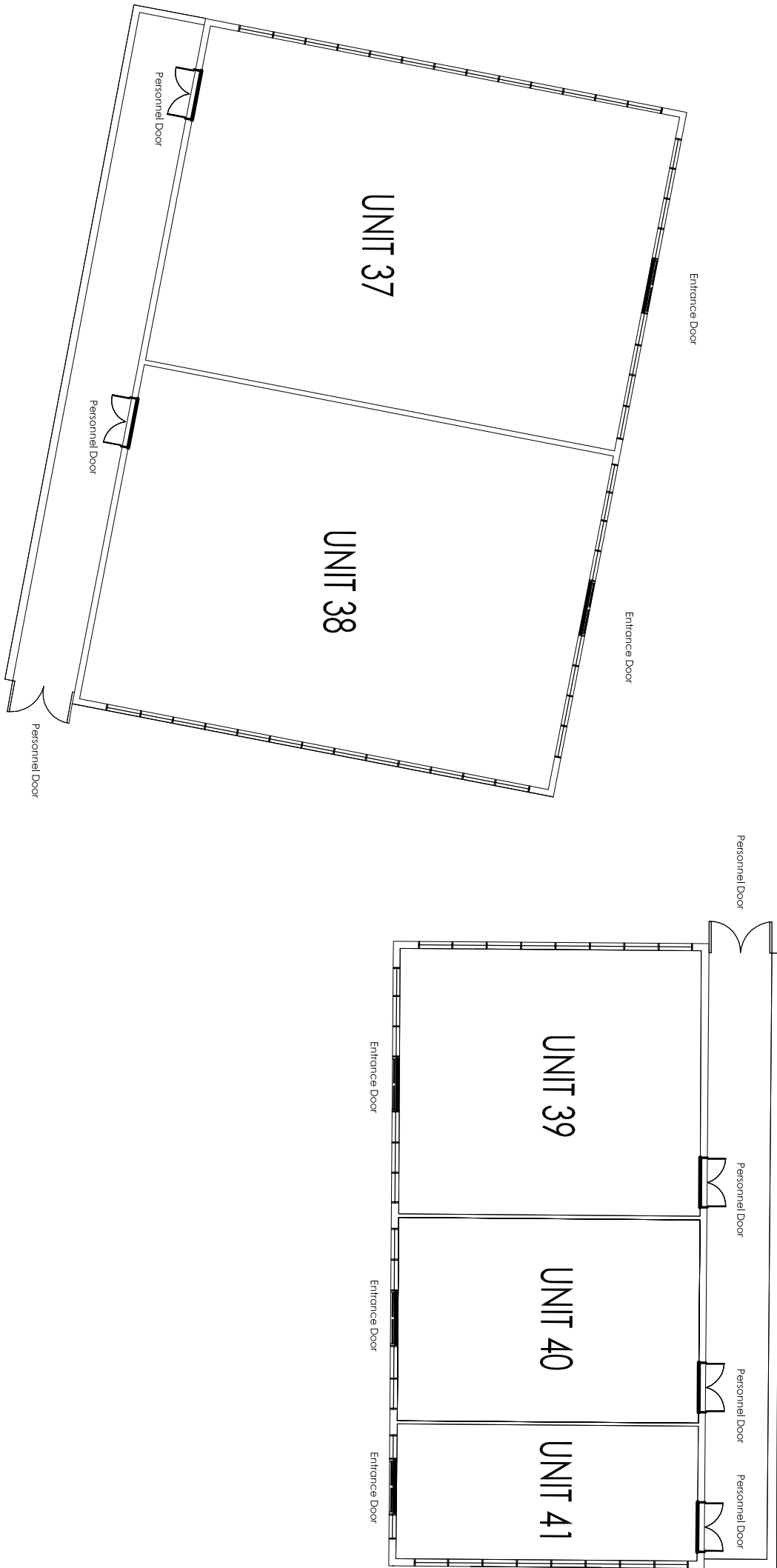
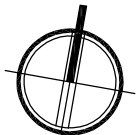
- All dimensions and levels are to be checked on site.
- Any discrepancies are to be reported to the architect before work commences.
- The drawings are to be used as a guide only and are not to be used for any other purpose.
- The drawings shall not be reproduced without express written permission from AEW.
- The drawings are for information only and are not to be used for any other purpose.
- The drawings are for information only and are not to be used for any other purpose.

DESIGN HAZARD IDENTIFICATION

- No significant hazards have been identified in this drawing.



Scale 1:200 @ A2



Units 37-41 - Proposed Ground Floor Plan
Scale 1:200

P1	05/09/2016	TS	RH
Initial Issue			

REV	Date	Drawn By:-	Checked By:-
Status			
Purpose of Issue			

S2	For Information
drawing stage	Planning

client
Derwent Estates

project
Liverpool Shopping Park
Edge Lane
Units 37-41

drawing title
Proposed Ground Floor Plan

drawn
05/09/2016
checked
1:200
drawn
TS
checked
RH