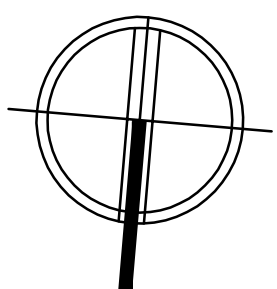
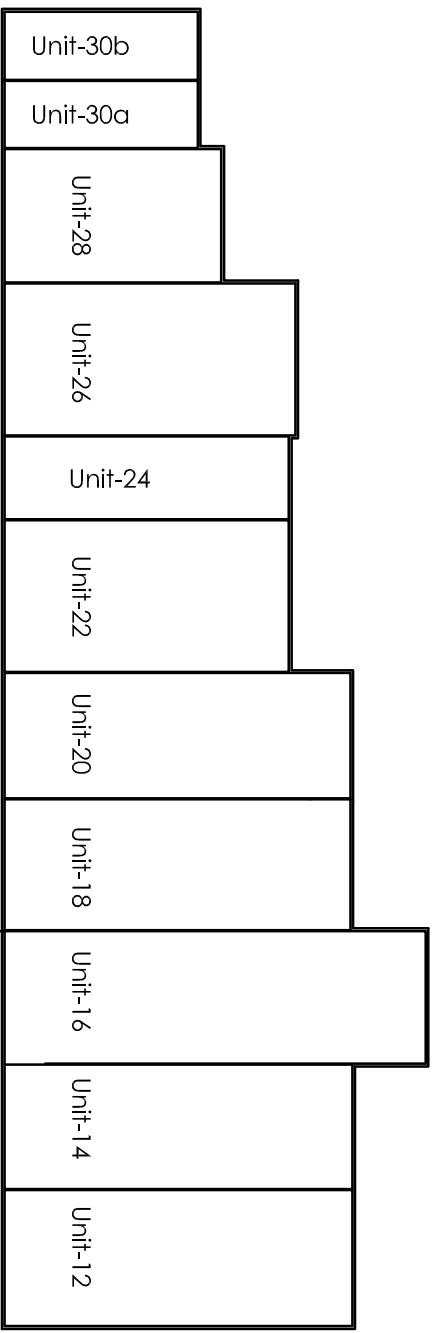


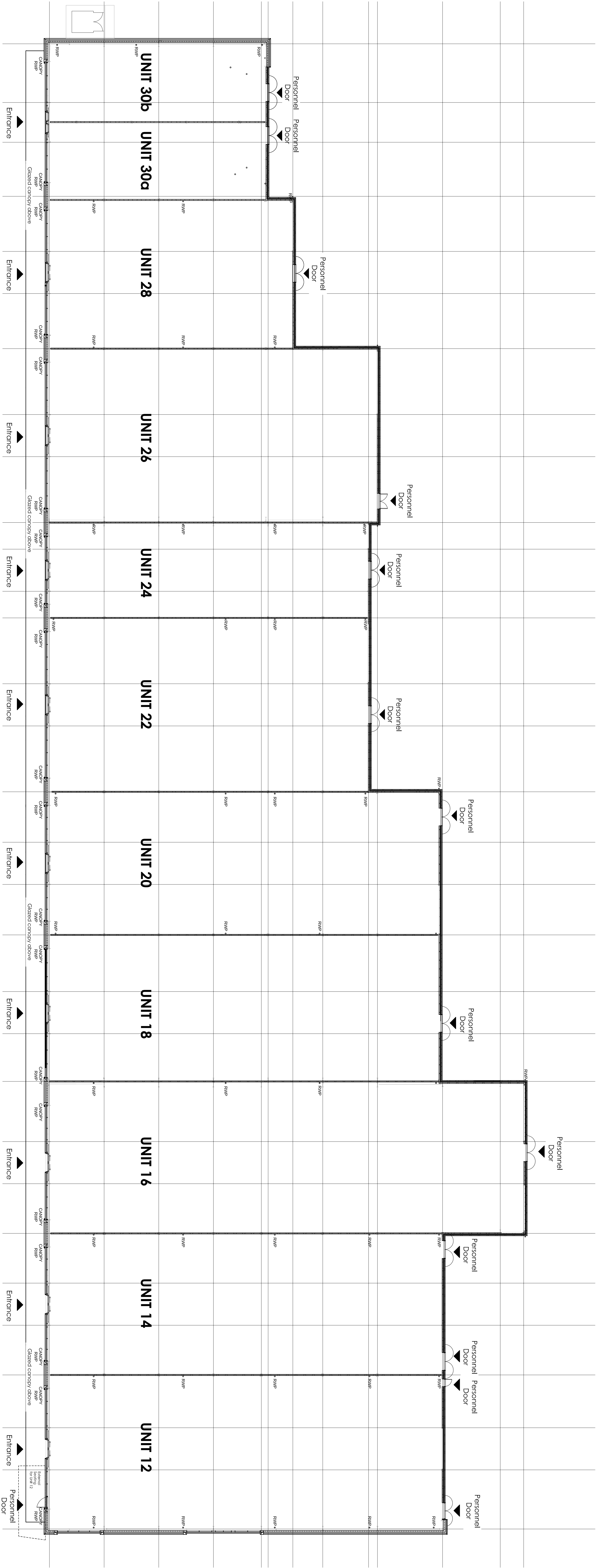
Key Plan



0 2 4 6 8 10m
Scale 1:500 @ A0

DESIGN HAZARD IDENTIFICATION

- No significant hazards have been identified in this drawing
- All dimensions and levels are to be checked on site.
- Any discrepancies are to be reported to the architect before any work commences.
- The drawing is not to be reproduced without express written permission from AEW.
- The drawing is not to be used for any other purpose without the prior written consent of AEW. AEW is not responsible for any errors or omissions in this drawing and shall not be held liable for any consequences of its use.



Proposed Ground Floor Plan
Scale @ 1 : 200

TS	05/07/17	BS	RM
Updated to latest amendments			
TS	09/11/16	SI	RM
Addition of Substation			
TS	05/07/16		RM
REV	DATE	Drawn by:-	Checked by:-
326	05/07/16	RM	RM
For Information			
Drawing Stage: Planning			
Drawn			

Drawn Details

Liverpool Shopping Park

Proposed Ground Floor Plan

DATE: 05/07/16 DRAWN: RM