

LEGEND: General Arrangement

General

- Planning Application Boundary
- Ownership Boundary
- Proposed Outline Levels
- Existing Retained Levels

Surfacing

- P1: Large Format Slabs  
Product: Hardscape Kellen Double Excel Metal Edge, or similar & approved.  
Size: 2 x 2m x 140mm depth  
Colour/finish: Grijs / Standard & Embossed
- P2: Riverside Paving 1  
Product: Hardscape Kellen Lavarø, or similar & approved.  
Size: 60 x 240 x 80 mm  
Colour/finish: Grijs
- P3: Riverside Paving 2  
Product: Hardscape Kellen Lavarø, or similar & approved.  
Size: 60 x 240 x 80 mm  
Colour/finish: Zwart 509
- P4: Dockside Paving  
Product: Hardscape Kellen Magma, or similar & approved.  
Size: 60 x 240 x 80 mm  
Colour: Magma
- P5: Entrance Paving  
Product: Hardscape Magma Granite, or similar & approved  
Size: (a) 400mm gauge x 300 - 600 mm length. (b) 100mm gauge x 250 length  
Colour/finish: Magma / Flamed
- P6: Steps  
Product: Hardscape Kellen steps with contrasting nose insert strip. Or similar & approved.  
Size: 80 x 200 x 100mm  
Colour: Grijs
- P7: Timber Decking  
Product: Sarum Hardwood Structures: Hardwood decking with carbonundum anti-slip inserts. Or similar & approved.  
Size: TBC  
Colour / finish: Natural
- P9: Resin Bound Gravel Bands  
Product: Addagrip Terrabound Resin Bound Gravel, or similar & approved.  
Size (Materials Aggregate): 6-10mm, Depth 75mm  
Colour: Grey
- P10: Welpour Safety Surface  
Product: RTC Safety Welpour Safety Surface, or similar & approved.  
Size: Thickness TBC  
Colour: (a) Light Grey (b) Earth Yellow (c) Egg Shell
- P11: Timber Decking on pedestals  
Product: Sarum Hardwood Structures: Hardwood decking with carbonundum anti-slip inserts. Or similar & approved.  
Size: TBC  
Colour / finish: Natural
- P12: Granite Paving Slabs on pedestals  
Product: Hardscape Kellen Granite, or similar & approved  
Size: 600 x 300 x 50mm  
Colour/finish: TBC

Edging

- E1: Metal Edge for Hard Landscaping  
Product: Excel Edge Alu Excel Aluminium Edge, or similar & approved.  
Size: 150mm depth  
Colour/finish: Aluminium
- E2: Metal Edge for Soft Landscaping  
Product: Excel Edge All Edge Aluminium Edge, or similar & approved.  
Size: 150mm depth  
Colour/finish: Aluminium

K1

- K1: Flush Kerb  
Product: Hardscape Flush Kerb, or similar & approved.  
Size: 80 x 200 x 100mm  
Colour: Grijs

Furniture

- F1a: Bench  
Product: Streetlife Rough and Ready 10 Bench, or similar & approved  
Size: 3000 x 1000mm  
Colour/finish: Natural timber / metalwork colour TBC
- F2: Cube Bench  
Product: Streetlife Rough and Ready Cube, or similar & approved  
Size: 2400 height x 1200mm width  
Colour/finish: Natural timber / metalwork colour TBC
- F3: Platform Bench  
Product: Streetlife Podium Isle. Hardwood timber / powder coated, galvanised steel, or similar & approved.  
Size: 3000 x 3000mm modules  
Colour/finish: Natural timber
- F4: Terrace  
Product: Streetlife Solid Terrace. Hardwood timber slats, or similar & approved.  
Size: TBC  
Colour/finish: Natural timber
- F5: Bollard  
Product: Streetlife Rough and Ready Bollard (removable)  
Size: 750 mm height  
Colour/finish: Natural timber / metalwork TBC
- F6: Cycle Stands  
Product: Vestre Forum bicycle rack. Powder coated steel  
Size: 700 x 750mm (50mm dia)  
Colour/finish: colour TBC
- F7: Litter Bin  
Product: Vestre Vroom Litter Bin. (Powder coated galvanised steel) or similar and approved.  
Size: 1000 x 400 x 400 mm (80L capacity)  
Colour/finish: colour TBC
- F8: Raised Planter  
Product: Streetlife Shrub tub Colour Square. (Powder coated galvanised steel) or similar and approved.  
Size: 2500 x 2500 x 900 mm  
Colour/finish: colour TBC
- F10: Public Art Seating  
Product: Bespoke smooth planed, hardwood timber arranged as seating  
Size: approx 500-750mm width x 3000 x 5000mm length  
Colour/finish: colour TBC
- F11: Tree Grille  
Product: Streetlife Tree Grille Square, or similar & approved  
Size: 1500 x 1500mm  
Colour/finish: colour TBC

F12

- F12: Metal Raised Planter  
Product: Kinley Planterline Bespoke, or similar & approved  
Size: 1500 x 1500mm  
Colour/finish: colour TBC

F13

- F13: Raised Planter with Timber Seating  
Product: Planterline & HiGrade Bespoke integrated benches, or similar & approved  
Size: H 500mm - 450mm height (to top of slats)  
Finish/colour: Smooth planed / natural

F14

- F14: Bench with armrests  
Product: Vestre Bloc bench with armrests, or similar & approved  
Size: L1766 x W670 x H460mm  
Finish/colour: Timber - smooth profile / natural. Metal TBC

F15

- F15: Sun Lounger  
Product: Vestre Bloc Sun Bench, or similar & approved  
Size: L1451 x W1356 x H389mm  
Finish/colour: Timber - smooth profile / natural. Metal TBC

F16

- F16: Table and Bench  
Product: Vestre Bloc table & Bloc Bench with backrest, or similar & approved  
Size: Table - L1740 x W630 X H740.  
Bench - L1766 x W670 x H460mm  
Finish/colour: Timber - smooth profile / natural. Metal TBC

F17

- F17: Curved Modular Seating  
Product: Geomet Halo Modern, Modular Circular Seating, or similar & approved  
Size: W1143 x W600 x H476mm (each unit)  
Colour: TBC

F18

- F18: Picnic Table  
Product: Vestre Buzz picnic table, or similar & approved  
Size: L1827 x seat ø350 table ø938b x Seat H455 Table H745  
Colour: TBC

Cafe Furniture Indicative Only

F19

- F19: Table Tennis Table  
Product: AMV Playground solutions Table Tennis Table (HT - B), or similar & approved  
Size: L2740 x W1500 X H774mm  
Colour: TBC

F20

- F20: Timber / Wire Pergola  
Product: Bespoke Pergola  
Size: 4030 x W3525 x H2500mm  
Finish/colour: Hardwood timber - smooth planed / natural, Wires - galvanised

F21

- F21: Timber Seating  
Product: Bespoke timber seating.  
Size: H 450 mm  
Finish/colour: Smooth profile / natural

F22

- F22: Outdoor Gym Equipment  
Product: Manteisure Adult Gym Equipment, or similar & approved  
Finish/colour: TBC

F23

- F23: Early Years Play Equipment  
Product: TBC  
Finish/colour: Timber

F24

- F24: Timber Seating Cubes  
Product: Rough&Ready Cubes, or similar & approved  
Size: L600 x W600 x H450mm  
Finish/colour: Smooth profile / natural

F25

- F25: Perforated screen in balustrade.  
Product: Perforated metal panel within dockside balustrade  
Size: approx 100mm height

F26

- F26: Perforated Screen in planting  
Product: Perforated PPC steel panel / trellis with climbing planting  
Size 2000mm height

F27

- F27: Free standing perforated screen within public realm  
Product: Perforated PPC steel panel  
Size: 2500mm Height

F28

- F28: Free standing perforated screen at piazza level  
Product: Perforated corten steel / balustrade  
Size: 2000mm Height


F29

- F29: Free standing perforated metal public art structures.  
Product: Perforated corten steel art/baffle  
Size: 2500-3500mmHeight / 2000 - 4000mm Width

Boundaries


- B1: Riverside Balustrade  
Specification to be agreed with Canals and Rivers Trust
- B2: Vertical Metal Railings with climbing planting at base  
Product: Lang + Fulton Rimini Flat Bar Railing, or similar & approved  
Materials: Powder coated steel / Size: 2.4m height.  
Colour/finish: To match architectural metalwork
- B3: Vertical Metal Railings with climbing planting at base  
Product: Lang + Fulton Rimini Flat Bar Railing, or similar & approved  
Materials: Powder coated steel / Size: 1.1m height.  
Colour/finish: To match architectural metalwork
- B4: Piazza / Terrace Balustrade  
To architects design and space
- Existing railings

Trees




- T1: Semi-mature street tree planting  
Description: 25-30cmg, 5.0-5.5m height, 2.5m clear stem, rootballed

Planting



- Ornamental Planting



- Lawn

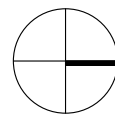
N.B: Adoptable paving subject to S.278 Agreement

All works outside ownership boundary are subject to agreement with adjacent landowners

FIGURED DIMENSIONS ONLY TO BE USED

- NOTES:
- This drawing is to be read in conjunction with all other drawings and specifications.
  - Do not scale off this drawing. Written dimensions to be taken only.
  - Any discrepancies found between this drawing and other drawings and specifications in the construction documents must be referred to Optimised Environments prior to work commencing.
  - This drawing must not be copied in whole or in part without prior written consent of Optimised Environments Ltd..

Issue	Revision	Initial	Date
G	Open based planters removed	IL	17.12.19
F	Tree positions amended	CM	05.07.19
E	Wind mitigation measures added (screens and additional tree planters)	CM	03.07.19
D	Boundary specification amended	AW	16.05.19
C	Annotations amended	AW	4.7.18
B	Terraces corrected	CM	13.06.18
A	Terraces revised	CM	13.06.18
A	Application Boundary added		



open  
optimised environments

optimised environments ltd

EDINBURGH	2nd Floor   Quartermile Two   2 Upper Square   Edinburgh   EH3 9GL T: 0131 551 7500   E: optimisedenvironments.com
MANCHESTER	13 Swan Street   Manchester   M4 5J T: 0161 668 7500   E: optimisedenvironments.com
LONDON	Wandford Court   29 Throgmorton Street   London   EC2N 2AT T: 020 76476062   E: optimisedenvironments.com

Client:  
**MARO DEVELOPMENTS**

Project:  
**BRUNSWICK QUAY LIVERPOOL**

Drawing Title:  
**GENERAL ARRANGEMENT 2/2**

Scale Bar  
1:250

Scale 1:250 @ A1 Date 01.05.18

By CM Status PLANNING

Checked AW Approved AW

Dwg. No. M80089-202 Rev. G