








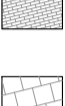




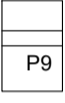


LEGEND: General Arrangement

General

-  Planning Application Boundary
-  Ownership Boundary
-  Proposed Outline Levels
-  Existing Retained Levels

Surfacing

-  P1: Large Format Slabs
Product: Hardscape Kellen Double Excel Metal Edge, or similar & approved.
Size: 2 x 2m x 140mm depth
Colour/finish: Grijs / Standard & Embossed
-  P2: Riverside Paving 1
Product: Hardscape Kellen Lavarro, or similar & approved.
Size: 60 x 240 x 80 mm
Colour/finish: Grijs
-  P3: Riverside Paving 2
Product: Hardscape Kellen Lavarro, or similar & approved.
Size: 60 x 240 x 80 mm
Colour/finish: Zwart 509
-  P4: Dockside Paving
Product: Hardscape Kellen Magma, or similar & approved.
Size: 60 x 240 x 80 mm
Colour: Magma
-  P5: Entrance Paving
Product: Hardscape Magma Granite, or similar & approved
Size: (a) 400m gauge x 300 - 600 mm length. (b) 100mm gauge x 250 length
Colour/finish: Magma / Flamed
-  P6: Steps
Product: Hardscape Kellen steps with contrasting nose insert strip. Or similar & approved.
Size: 80 x 200 x 1000mm
Colour: Grijs
-  P7: Timber Decking
Product: Sarum Hardwood Structures: Hardwood decking with carbonundum anti-slip inserts. Or similar & approved.
Size: TBC
Colour / finish: Natural
-  P9: Resin Bound Gravel Bands
Product: Addagrip Terrabound Resin Bound Gravel, or similar & approved.
Size (Materials Aggregate): 6-10mm, Depth 75mm
Colour: Grey
-  P10: Wetpour Safety Surface
Product: RTC Safety Wetpour: Safety Surface, or similar & approved.
Size: Thickness TBC
Colour: (a) Light Grey (b) Earth Yellow (c) Egg Shell
-  P11: Timber Decking on pedestals
Product: Sarum Hardwood Structures: Hardwood decking with carbonundum anti-slip inserts. Or similar & approved.
Size: TBC
Colour / finish: Natural
-  P12: Granite Paving Slabs on pedestals
Product: Hardscape Kellen Granite, or similar & approved
Size: 600 x 300 x 50mm
Colour/finish: TBC



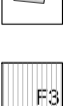




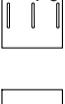
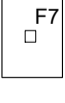

Edging

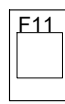
-  E1: Metal Edge for Hard Landscaping
Product: Excel Edge Alu Excel Aluminium Edge, or similar & approved.
Size: 150mm depth
Colour/finish: Aluminium
-  E2: Metal Edge for Soft Landscaping
Product: Excel Edge All Edge Aluminium Edge, or similar & approved.
Size: 150mm depth
Colour/finish: Aluminium


K1

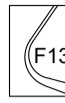
-  K1: Flush Kerb
Product: Hardscape Flush Kerb, or similar & approved.
Size: 80 x 200 x 1000mm
Colour: Grijs


Furniture


-  F1a: Bench
Product: Streetlife Rough and Ready 10 Bench, or similar & approved
Size: 3000 x 1000mm
Colour/finish: Natural timber / metalwork colour TBC
-  F2: Cube Bench
Product: Streetlife Rough and Ready Cube, or similar & approved
Size: 2400 height x 1200mm width
Colour/finish: Natural timber / metalwork colour TBC
-  F3: Platform Bench
Product: Streetlife Podium Isle. Hardwood timber / powder coated, galvanised steel, or similar & approved.
Size: 3000 x 3000mm modules
Colour/finish: Natural timber
-  F4: Terrace
Product: Streetlife Solid Terrace. Hardwood timber slats, or similar & approved.
Size: TBC
Colour/finish: Natural timber
-  F5: Bollard
Product: Streetlife Rough and Ready Bollard (removable)
Size: 750 mm height
Colour/finish: Natural timber / metalwork TBC
-  F6: Cycle Stands
Product: Vestre Forum bicycle rack. Powder coated steel
Size: 700 x 750mm (50mm dia)
Colour/finish: colour TBC
-  F7: Litter Bin
Product: Vestre Vroom Litter Bin. (Powder coated galvanised steel) or similar and approved.
Size: 1000 x 400 x 400 mm (80L capacity)
Colour/finish: colour TBC
-  F8: Raised Planter
Product: Streetlife Shrub tub Colour Square. (Powder coated galvanised steel) or similar and approved.
Size: 2500 x 2500 x 900 mm
Colour/finish: colour TBC
-  F9: Open Base Planter
Product: Streetlife Bento Tree Box. (Powder coated galvanised steel) or similar and approved.
Size: 1000 mm height
Colour/finish: colour TBC
-  F10: Public Art Seating
Bespoke smooth planed, hardwood timber arranged as seating
Size: approx 500-750mm width x 3000 x 5000mm length
Colour/finish: colour TBC

-  F11: Tree Grille
Product: Streetlife Tree Grille Square, or similar & approved
Size: 1500 x 1500mm
Colour/finish: colour TBC


-  F12: Metal Raised Planter
Product: Kinley Planterline Bespoke, or similar & approved
Size: 1500 x 1500mm
Colour/finish: colour TBC

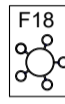
-  F13: Raised Planter with Timber Seating
Product: Planterline & HiGrade Bespoke integrated benches, or similar & approved
Size: H 500mm - 450mm height (to top of slats)
Finish/colour: Smooth planed / natural

-  F14: Bench with armrests
Product: Vestre Bloc bench with armrests, or similar & approved
Size: L1766 x W670 x H460mm
Finish/colour: Timber - smooth profile / natural. Metal TBC


-  F15: Sun Lounger
Product: Vestre Bloc Sun Bench, or similar & approved
Size: L1451 x W1356 x H389mm
Finish/colour: Timber - smooth profile / natural. Metal TBC


-  F16: Table and Bench
Product: Vestre Bloc table & Bloc Bench with backrest, or similar & approved
Size: Table - L1740 x W630 x H740.
Bench - L1766 x W670 x H460mm
Finish/colour: Timber - smooth profile / natural. Metal TBC

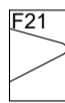
-  F17: Curved Modular Seating
Product: Geomet Halo Modern, Modular Circular Seating, or similar & approved
Size: W1143 x W600 x H476mm (each unit)
Colour: TBC


-  F18: Picnic Table
Product: Vestre Buzz picnic table, or similar & approved
Size: L1827 x seat ø350 table ø938b x Seat H455 Table H745
Colour: TBC


-  Cafe Furniture Indicative Only


-  F19: Table Tennis Table
Product: AMV Playground solutions Table Tennis Table (HT - B), or similar & approved
Size: L2740 x W1500 X H774mm
Colour: TBC


-  F20: Timber / Wire Pergola
Product: Bespoke Pergola
Size: 4030 x W3525 x H2500mm
Finish/colour: Hardwood timber - smooth planed / natural, Wires - galvanised


-  F21: Timber Seating
Product: Bespoke timber seating.
Size: H 450 mm
Finish/colour: Smooth profile / natural


-  F22: Outdoor Gym Equipment
Product: Mantlesure Adult Gym Equipment, or similar & approved
Finish/colour: TBC


-  F23: Early Years Play Equipment
Product: TBC
Finish/colour: Timber


-  F24: Timber Seating Cubes
Product: Rough&Ready Cubes, or similar & approved
Size: L600 x W600 x H450mm
Finish/colour: Smooth profile / natural

-  F25: Perforated screen in balustrade.
Product: Perforated metal panel within dockside balustrade
Size: approx 100mm height

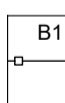
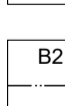


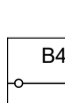
-  F26: Perforated Screen in planting
Product: Perforated PPC steel panel / trellis with climbing planting
Size 2000mm height

-  F27: Free standing perforated screen within public realm
Product: Perforated PPC steel panel
Size: 2500mm Height


-  F28: Free standing perforated screen at piazza level
Product: Perforated corten steel / balustrade
Size: 2000mm Height

-  F29: Free standing perforated metal public art structures.
Product: Perforated corten steel art/traffic
Size: 2500-3500mmHeight / 2000 - 4000mm Width



Boundaries

-  B1: Riverside Balustrade
Specification to be agreed with Canals and Rivers Trust
-  B2: Vertical Metal Railings with climbing planting at base
Product: Lang + Fulton Rimini Flat Bar Railing, or similar & approved
Materials: Powder coated steel / Size: 2.4m height.
Colour/finish: To match architectural metalwork
-  B3: Vertical Metal Railings with climbing planting at base
Product: Lang + Fulton Rimini Flat Bar Railing, or similar & approved
Materials: Powder coated steel / Size: 1.1m height.
Colour/finish: To match architectural metalwork
-  B4: Piazza / Terrace Balustrade
To architects design and space
-  Existing railings

Trees

-  T1: Semi-mature street tree planting
Description: 25-30cmg, 5.0-5.5m height, 2.5m clear stem, rootballed

Planting

-  Ornamental Planting
-  Lawn

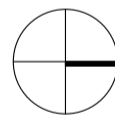
N.B: Adoptable paving subject to S.278 Agreement

All works outside ownership boundary are subject to agreement with adjacent landowners

FIGURED DIMENSIONS ONLY TO BE USED

- NOTES:
1. This drawing is to be read in conjunction with all other drawings and specifications.
 2. Do not scale off this drawing. Written dimensions to be taken only.
 3. Any discrepancies found between this drawing and other drawings and specifications in the construction documents must be referred to Optimised Environments prior to work commencing.
 4. This drawing must not be copied in whole or in part without prior written consent of Optimised Environments Ltd..

Issue	Revision	Initial	Date
F	Tree positions amended	CM	05.07.19
E	Wind mitigation measures added (screens and additional tree planters)	CM	03.07.19
D	Boundary specification amended	AW	16.05.19
C	Annotations amended	AW	4.7.18
B	Terraces corrected	CM	13.06.18
A	Terraces revised Application Boundary added	CM	13.06.18



open
optimised environments

Client:
MARO DEVELOPMENTS

Project:
BRUNSWICK QUAY LIVERPOOL

Drawing Title:
GENERAL ARRANGEMENT 2/2



Scale	1:250 @ A1	Date	01.05.18
By	CM	Status	PLANNING
Checked	AW	Approved	AW

Dwg. No. M80089-202	Rev. F
-------------------------------	------------------