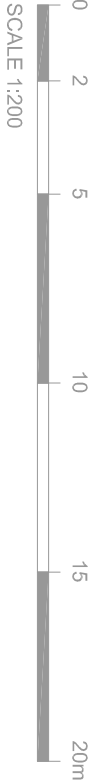
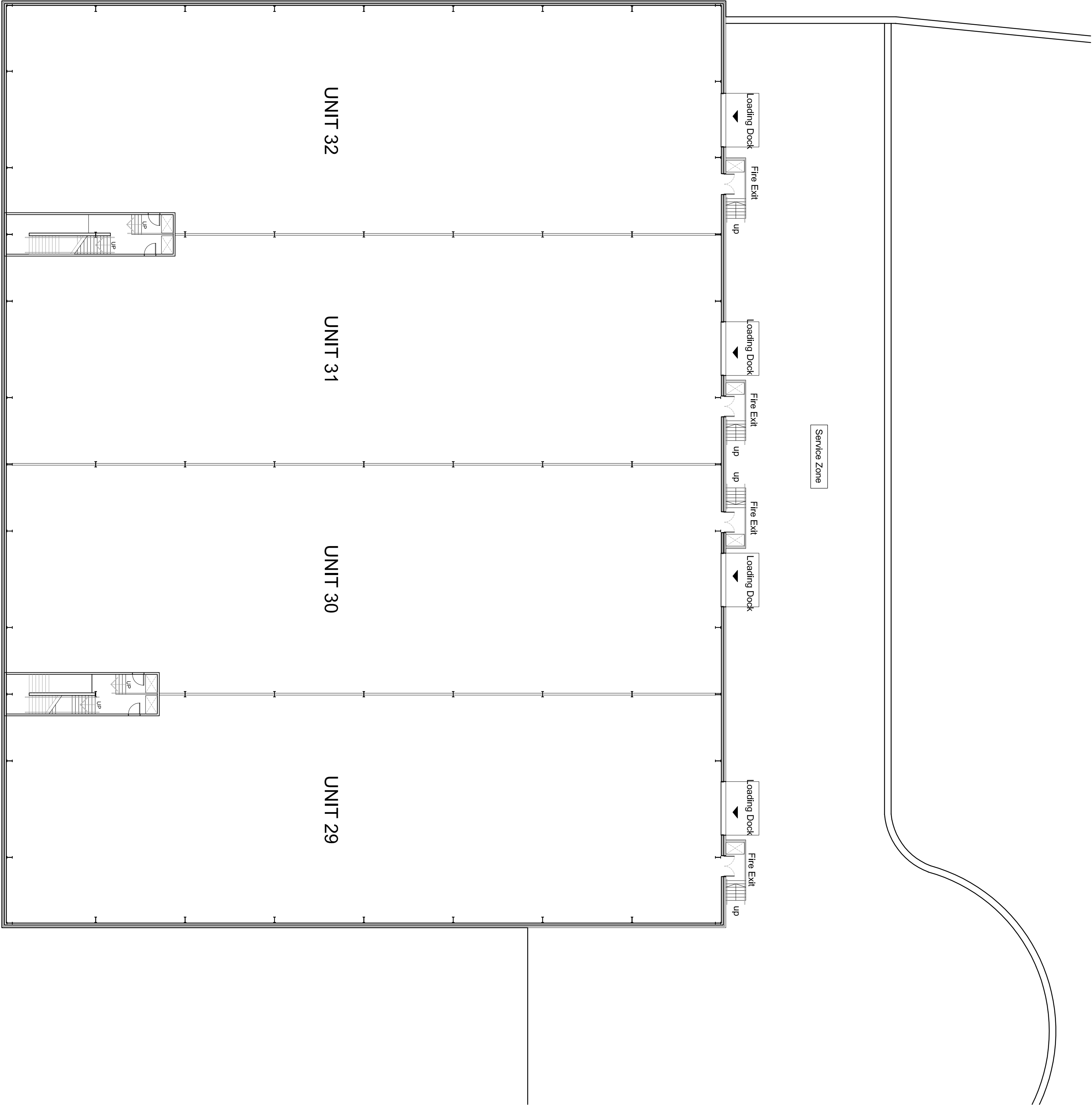
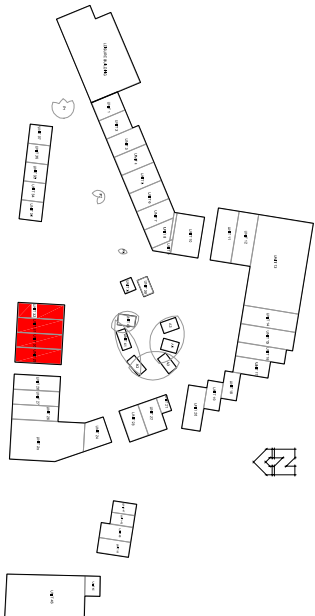


- NOTES
- All dimensions and levels are to be checked on site.
 - Any discrepancies are to be reported to the architect before any work commences.
 - This drawing shall not be scaled to ascertain any dimensions. Work to fixed drive only.
 - This drawing shall not be reproduced without express written permission from AEW.
 - Title overlay drawings and ownership boundaries are produced using all reasonable endeavours. AEW cannot be held responsible for any scale discrepancy of these plans supplied to them.



rev	date	drawn	checked
A	30/09/10	CS	RH
Initial Issue			

drawing stage
PLANNING
FOR APPROVAL

drawing status
FOR APPROVAL

client
DERWENT HOLDINGS LTD

project
EDGE LANE CENTRAL
LIVERPOOL

drawing title
NEW LEISURE / RETAIL PARK
UNIT 29 TO 32
PROPOSED LOWER GROUND FLOOR PLAN

date
30/09/10

scale
1/200 @ A1

drawn
CS

checked
RH

Job No DWG No Rev

M3458 P3_702A

AEW ARCHITECTS AND DESIGNERS LTD
CENTURY BUILDINGS STWARYS PARSONAGE
MANCHESTER M3 2DF T:0161 2144370 F:0161 2144371

