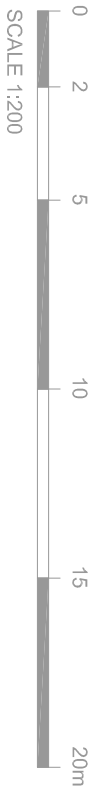

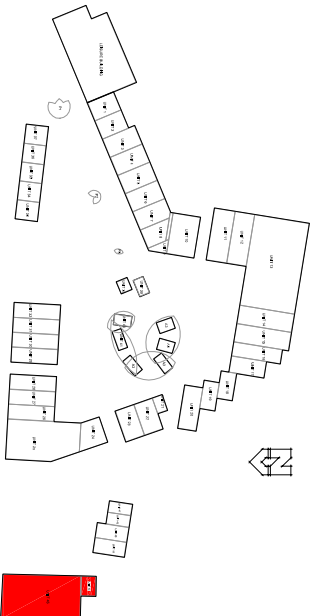


NOTES

- All dimensions and levels are to be checked on site.
- Any discrepancies are to be reported to the architect before any work commences.
- This drawing shall not be scaled to ascertain any dimensions. Work to ground drive only.
- This drawing shall not be reproduced without express written permission from AEW.
- Title overlay drawings and ownership boundaries are produced using all reasonable endeavours. AEW cannot be held responsible for any discrepancy or scale discrepancy of these plans supplied to them.



rev	date	drawn	checked
A	30/09/10	CS	RH

Initial Issue

drawing stage
PLANNING

drawing status

FOR APPROVAL

client

DERWENT HOLDINGS LTD

project

EDGE LANE CENTRAL
LIVERPOOL

drawing title

NEW LEISURE / RETAIL PARK
UNIT 45 TO 46
PROPOSED GROUND FLOOR PLAN

date	drawn	checked
30/09/10	CS	RH

scale

1/200 @ A1

Job No DWG No Rev

M3458 P3_1301 A

AEW ARCHITECTS AND DESIGNERS LTD
CENTURY BUILDINGS ST. MARK'S PARSONAGE
MANCHESTER M3 2DF T:0161 2144370 F:0161 2144371

