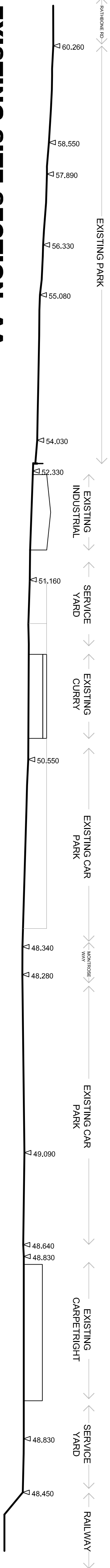
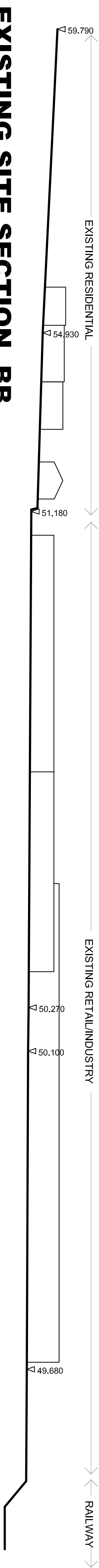


NOTES

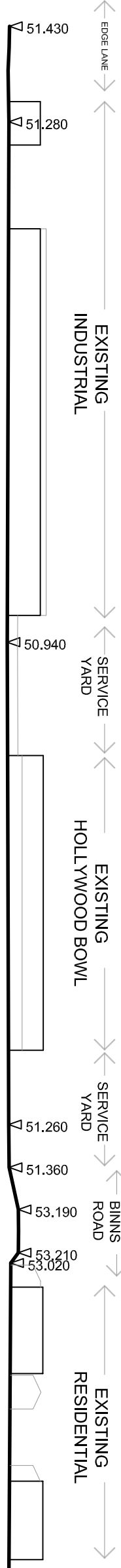
- All dimensions and levels are to be checked on site.
- Any discrepancies are to be reported to the architect before any work commences.
- This drawing shall not be scaled to ascertain any dimensions. Work to fixed dimensions only.
- This drawing shall not be reproduced without express written permission from AEW.
- The overall drawings and ownership boundaries are produced using all reasonable endeavours. AEW cannot be held responsible for any scale discrepancy or false plans supplied to them.



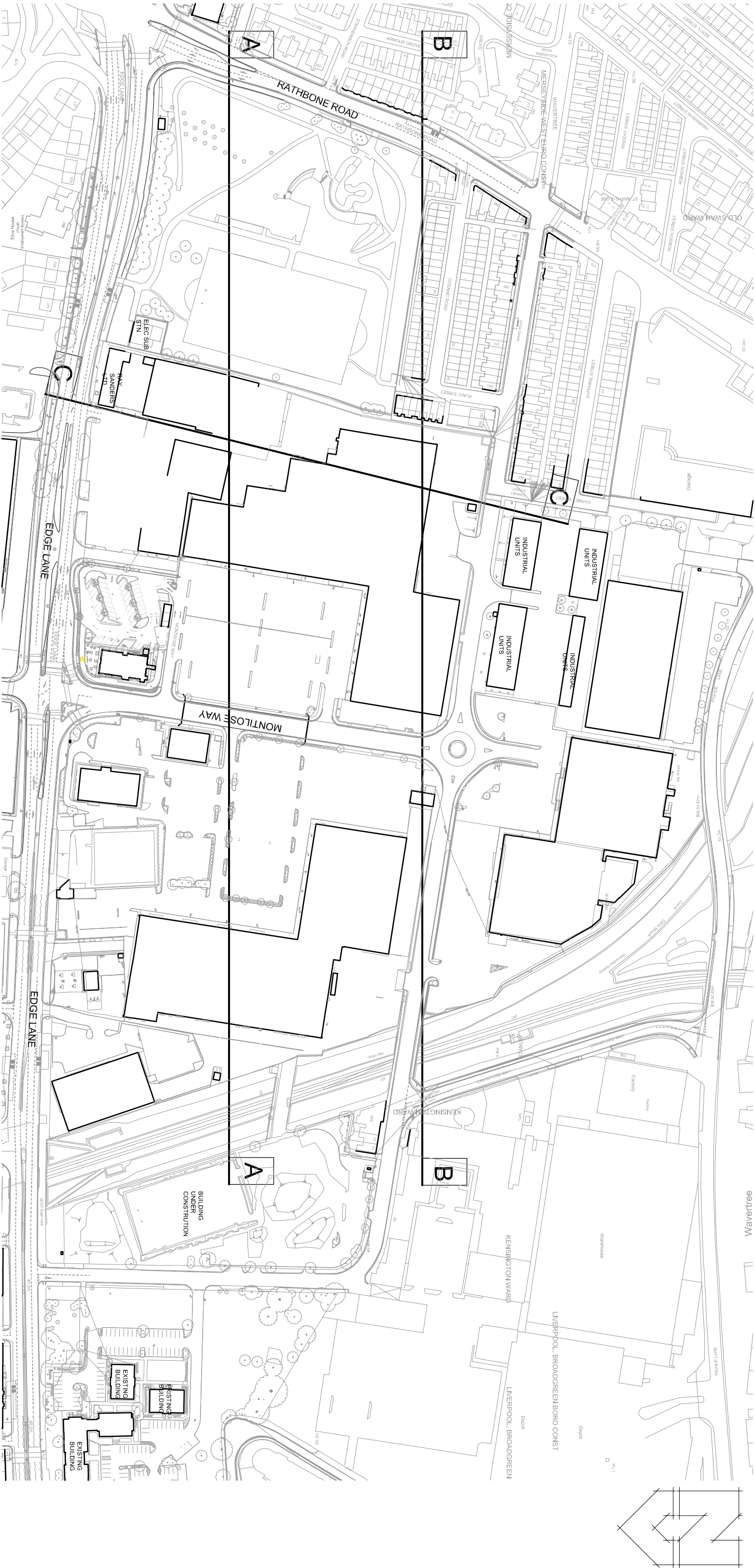
EXISTING SITE SECTION AA



EXISTING SITE SECTION BB



EXISTING SITE SECTION CC



KEY PLAN 1:2000



rev	date	drawn	checked
A	30/09/10	CS	YCBL
drawing stage			
PLANNING			
drawing status			
FOR APPROVAL			
client			
DERWENT HOLDINGS LTD			

project  
EDGE LANE CENTRAL  
LIVERPOOL

drawing title  
NEW LEISURE/RETAIL PARK  
EXISTING SITE SECTIONS

date	drawn	checked
10-11-2009	CS	YCBL
scale	1/1000 @ A1	