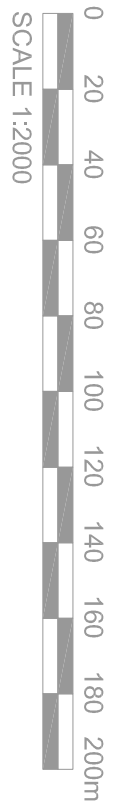
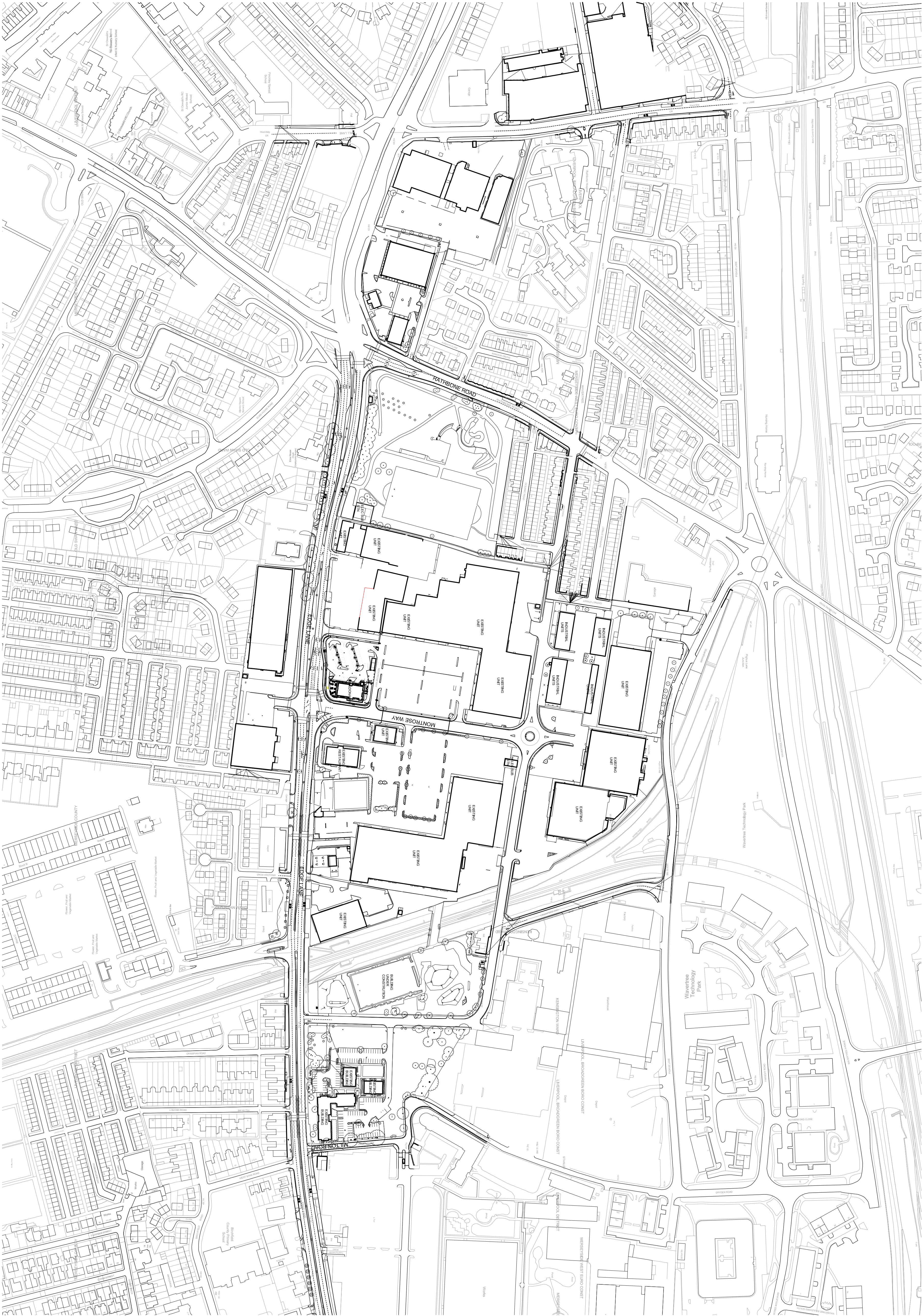
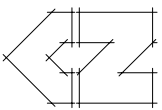


NOTES

- All dimensions and levels are to be checked on site.
- Any discrepancies are to be reported to the architect before any work commences.
- This drawing shall not be scaled to ascertain any dimensions. Work to fixed dimensions only.
- This drawing shall not be reproduced without express written permission from AEW.
- The overall drawings and ownership boundaries are produced using all reasonable endeavours. AEW cannot be held responsible for any scale discrepancy or other errors.



rev	date	drawn	checked
A	30/09/10	RH	RH

Initial Issue
drawing stage
PLANNING
drawing status
FOR APPROVAL

client
DERWENT HOLDINGS LTD

project
EDGE LANE CENTRAL
LIVERPOOL

drawing title
NEW LEISURE/RETAIL PARK
LOCATION PLAN

date	drawn	checked
10-11-2009	CS	YGBL
scale	1/2000 @ A1	

Job No DWG No Rev
M3458 P3-001 A

AEW ARCHITECTS AND DESIGNERS LTD
CENTURY BUILDINGS STATIONARY PARSONAGE
MANCHESTER M3 2DF T0161 2144370 F01612144371

