

Proposed Location Key Plan

1:1250

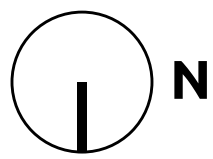
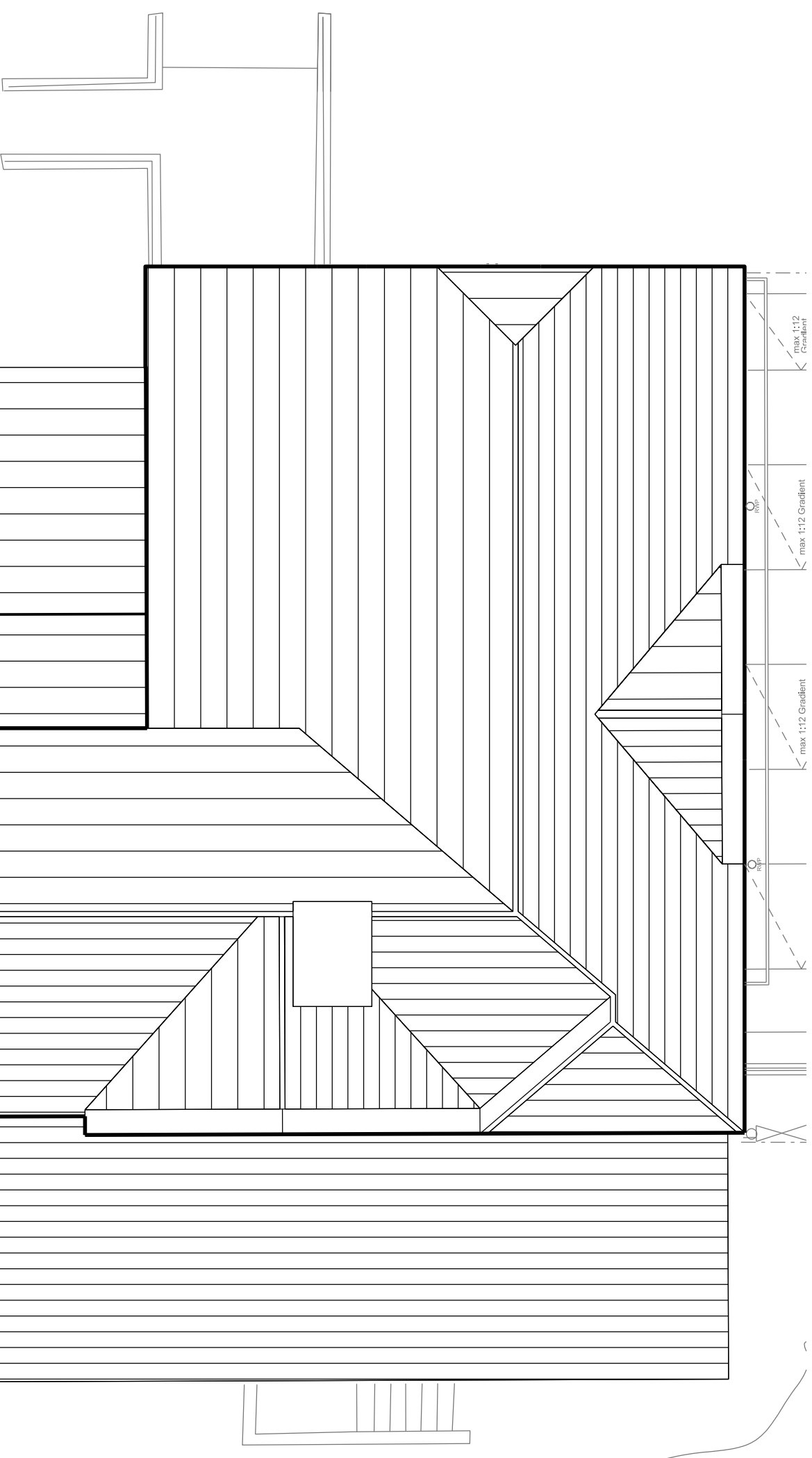
Note

Indicative drawing for Planning purposes only - not for Construction.

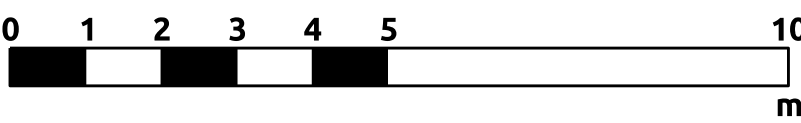
Rooflight - L10 460A  
Size - 1200 x1200

Note:

Building Survey Record Drawings provided by Liverpool City Council.  
Site Survey Drawings provided by SEP (Site Engineering Personnel) Ltd.  
These drawings provide an illustrative overview of the design intent only.



1:100



Revision	Description	By	Date	Notes	Drawn	Date	Project
P01	Issued for Planning	CD	17/08/15	Notes: DO NOT SCALE. Use figured dimensions only. The contractor is requested to check all dimensions before the work is put in hand. Copyright of this drawing belongs solely to K2 Architects Ltd ©. This drawing must only be used for the purpose for which it is supplied and its contents must not be reproduced for any purpose without written permission. Areas indicated, or areas calculated from this drawing should be used for valuation purposes or as the basis for development contracts. K2 Architects is a limited company registered in England and Wales. Number 603 3123	JS	May 2015	Smithdown Primary School
P02	Amended Following Site Buildability Issues. Additional Extension Indicated.	JS	22/09/15		CD	May 2015	Chatsworth Drive
P03	Proposed First Floor link corridor omitted	CD	11/01/16				Liverpool, L7 6LJ
							Drg Title
							Primary School
							Proposed Roof Plan
					Scale	1:100 @ A1	Drg No.
					Status	Planning	K2_165_(0-)_A409
							Rev P03



Compton House, 18 School Lane, Liverpool, L1 3BT  
T: 0151 706 9560 W: www.k2architects.co.uk