



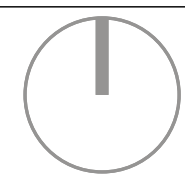
KEY PLAN - SCALE 1:1000@A1



SECTION A - SCALE 1:200@A1



SECTION B - SCALE 1:200@A1



This drawing is not to be scaled. All dimensions to be checked on site. Discrepancies, ambiguities and/or omissions between this drawing & information given elsewhere must be reported immediately to this office for clarification before proceeding.

Revised layout & surfaces to improve pedestrian safety	03	MG	MG	03.07.17
Kerbs and barriers included				
Revised turning circle rotation	02	BC	MG	28.04.17
Revised levels				
Revised car park bays layout				
Issued for planning	01	BC	MG	13.04.17
Revision	Rev	Drawn	Ch'd	Date

oobe

Studio 011 Maling Exchange
Houtts Yard, Walker Road
Newcastle upon Tyne
NE6 2HL
Tel: 0191 2813775

Client JDDK ARCHITECTS
Project PPI CANCER CENTER

Title SITE SECTIONS

Dwg. No. JDA1349.GA.005 Scale AS SHOWN@A1
Revision 03 Date APRIL 2017

PLANNING - DRAFT