

- NOTES
1. THIS DRAWING SHALL BE READ IN CONJUNCTION WITH ANY RELEVANT STRUCTURAL, ARCHITECTURAL AND CONSULTANTS DRAWINGS.
2. THIS DRAWING SHALL BE READ IN CONJUNCTION WITH THE SERVICES SPECIFICATIONS.
3. DO NOT SCALE FROM THIS DRAWING.
4. WHERE EXISTING CCTV CAMERAS ARE MOUNTED ON EXTERNAL LIGHTING COLUMNS THE CONTRACTOR SHALL ENSURE THAT THE EXTERNAL LIGHTING COLUMNS SUITABLE FOR CCTV CAMERA MOUNTING (USE RE. VARIATION / THIRD DRAWING).
5. ALL WALL MOUNTED / BUILDING MOUNTED CCTV CAMERAS SHALL BE SET OUT IN ACCORDANCE WITH THE ARCHITECTS ELEVATION DETAILS.
6. THIS DRAWING SHOULD BE PRINTED AND READ IN COLOUR.
7. CCTV CAMERA DEVELOPED IN LINE WITH EXTERNAL LAYOUT.
 - MEDIANBAR MOTION
 - EXTERNAL LAYOUT INCLUDES:
 - EXTERNAL AND INTERNAL CENTS
8. EXTERNAL DETECTION/CCTV PA TO BE DEVELOPED SHOULD MONITOR MONITORING BE REQUIRED.

ARCHITECTS DRAWING USED AS XREF

PHASE 1

PHASE 2

PHASE 3


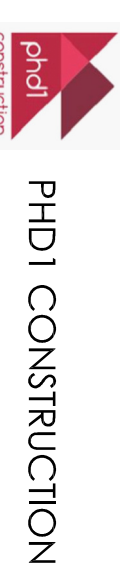
[illegible]

P0	MG	MJ	23.09.15	PRELIMINARY ISSUE
Rev	Chkd	App	Date	Description

FF&E X-Ray Drawings

PRELIMINARY ISSUE

Status:



<p>Exton Office A110 300 Road Bolton BL1 4AG T: 01204 770 041 E: bolton@turnwoodeng.co.uk</p>	<p>■ Liverpool Office 23 Goodlass Road Speke Liverpool L24 9PU T: 0151 728 3640 E: liverpool@turnwoodeng.co.uk</p>	<p>□ London Office 344 Gray's Inn Road Bloomsbury London WC1N 8BP T: 0203 735 3771 E: london@turnwoodeng.co.uk</p>
--	--	---

Client:	A0	
Date:	Scale:	
SEPT 2015	1:500	
S BOWMAN	D CLARKSON	M JORDAN

PHD1 CONSTRUCTION

Project: NEW CHINA TOWN PHASE 1

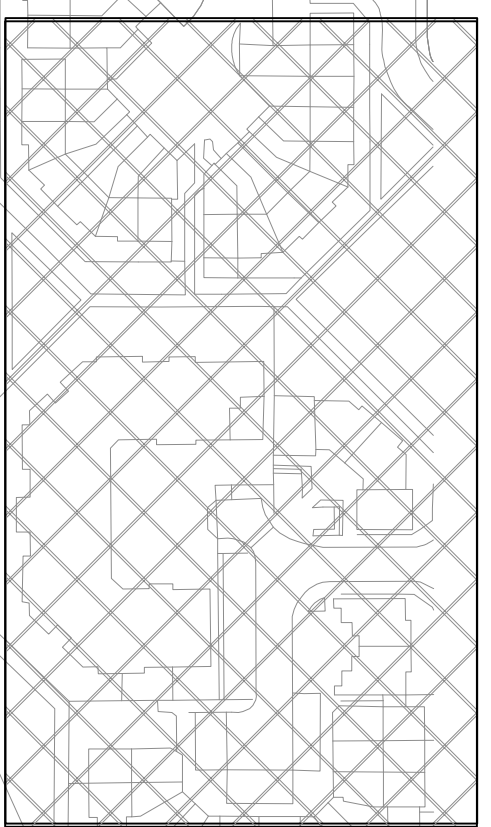
Drawing Title:

SITE PLAN SHEET 1 OF 4

C3052

E100-1

PO



KEY PLAN