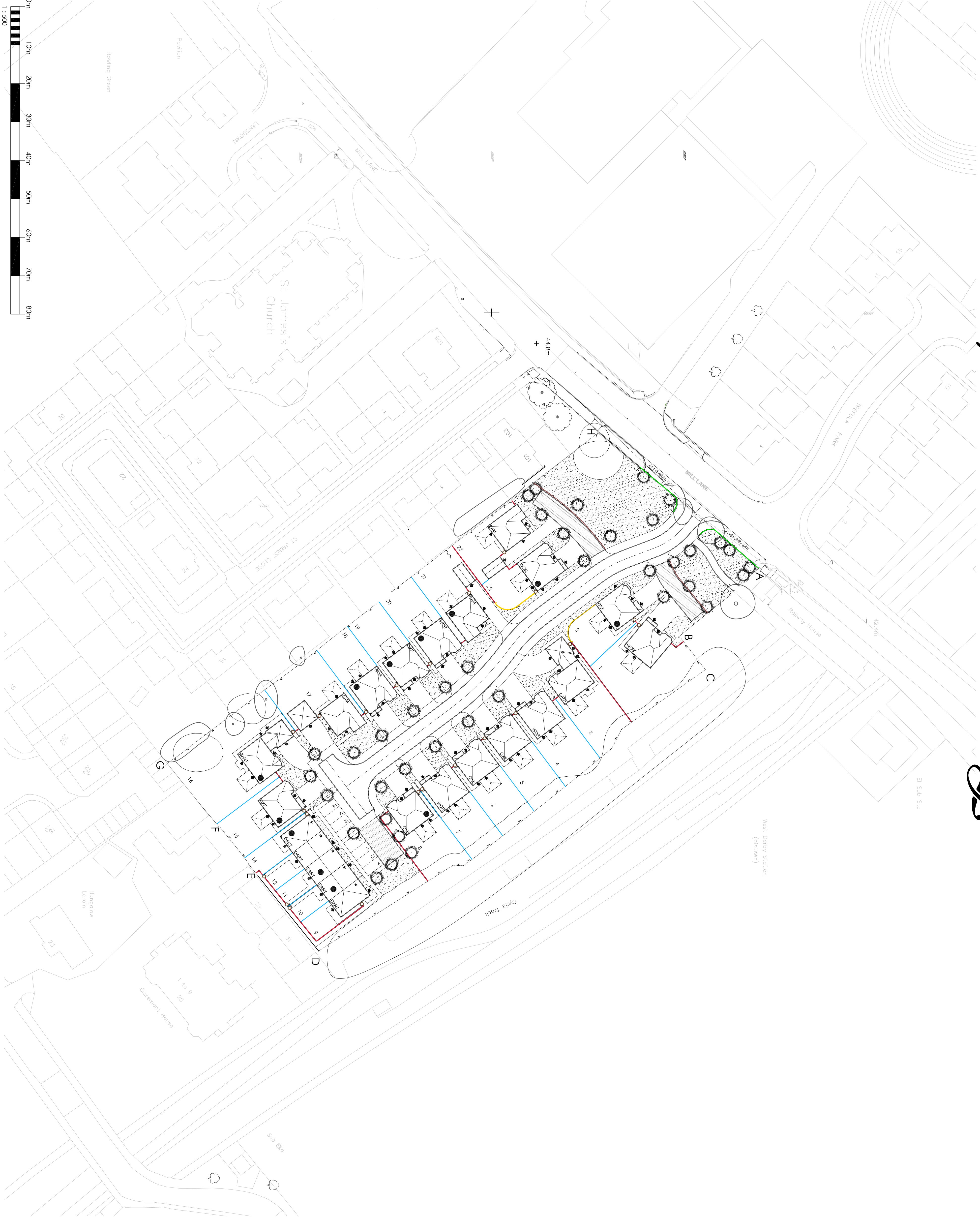
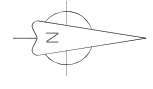


Mill Lane, West Derby.



Survey Boundaries



Legend


- Indicates 1.8m High Brick Wall Redrow Standard Detail No. E-SD0806
- Indicates 1.8m High Close Boarded Fence Redrow Standard Detail No. E-SD0806
- Indicates 750mm High Post & Rail Fence Redrow Standard Detail No. E-SD0900.
- Indicates 1200mm Metal Railings Redrow Standard Detail No. D-SD0922.
- Indicates 1200mm Stone Wall Built utilising existing stone Redrow Detail No. E-SD0VALL. To Mill Lane.
- Indicates Timber Gate Position Redrow Standard Detail No. E-SD0910.

Red edge planning application boundary removed from drawing to aid clarity of plot boundaries.

- A - B Existing wall to be retained with footpath / cycle way taken through.
- B - C Existing Palisade Fence to be retained with new 2.1m close boarded fence erected to abut.
- C - D Existing Palisade Fence to be retained.
- D - E Existing Wall (Building).
- E - F Existing Palisade Fence to be removed & replaced with new 2.1m close boarded fence to abut existing.
- F - G Existing wall to be retained & made good where necessary.
- G - H Close boarded fence to abut existing boundary.

Item	Description
------	-------------

D	16.02.2016	Amended to correspond with Details Site	M.C
C	01.02.2016	Amended to correspond with Details Site	M.C
B	12.01.2016	Layout of site kept to site 1 - 2 amended	TSB
A	07/01/2016	House type Douglas updated	TSB
Finalised	Date	Amendment	Initials

**REDROW
HOMES**

Redrow Homes Ltd - Lancashire Division
Redrow Homes, 14 Ebor Avenue, Boscawen, Milling, Cheshire, Lancashire, PR7 7NA
Tel: 01753 629100 Fax: 01753 629101 Web: www.redrow.co.uk

Client/Owner	Mill Lane		
Location	West Derby		
Marketing Name			
Drawing Title	Boundary Treatment Layout		
Drawing Number	BTL-001		
Revision	D	Scale @ A1	1:500
Drawn By	MCK	Date Stamp	18.12.15
Checked By		Date	

This report has been prepared after consideration of our Contract & Conditions of Sale

Legal Disclaimer: TBC