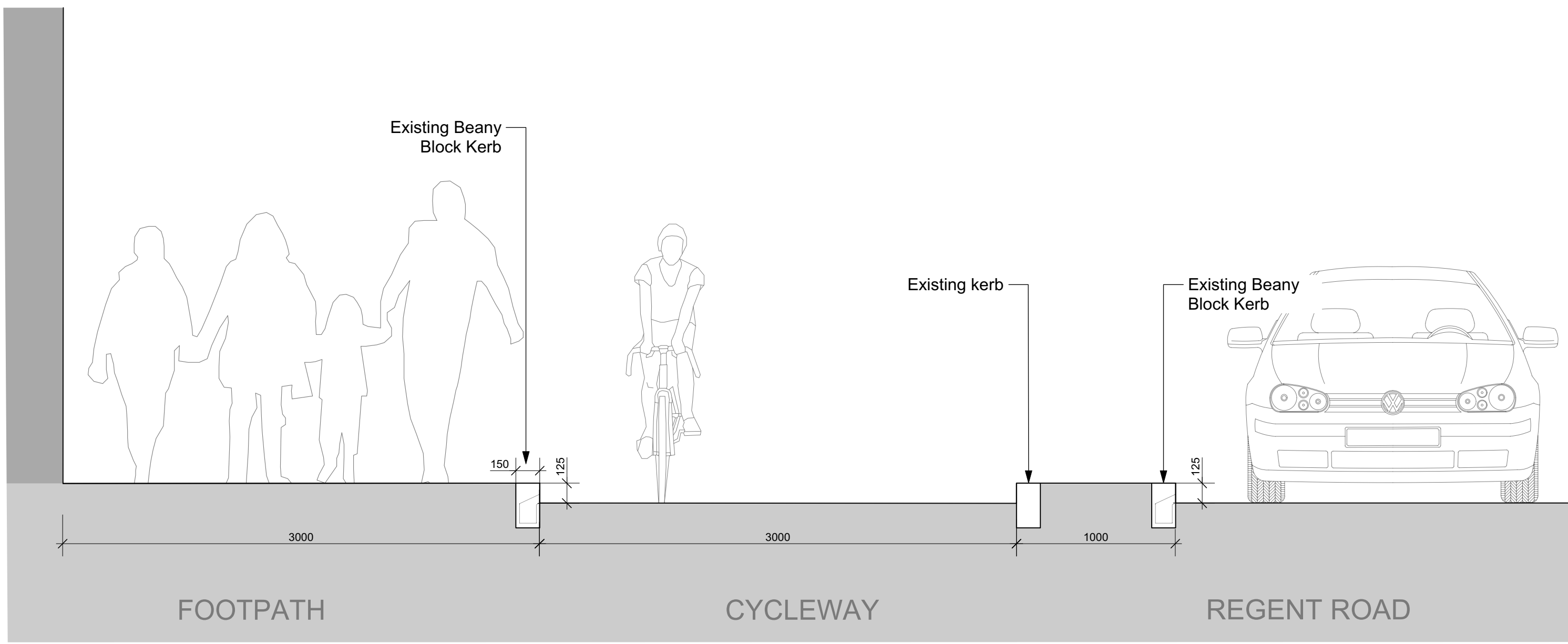
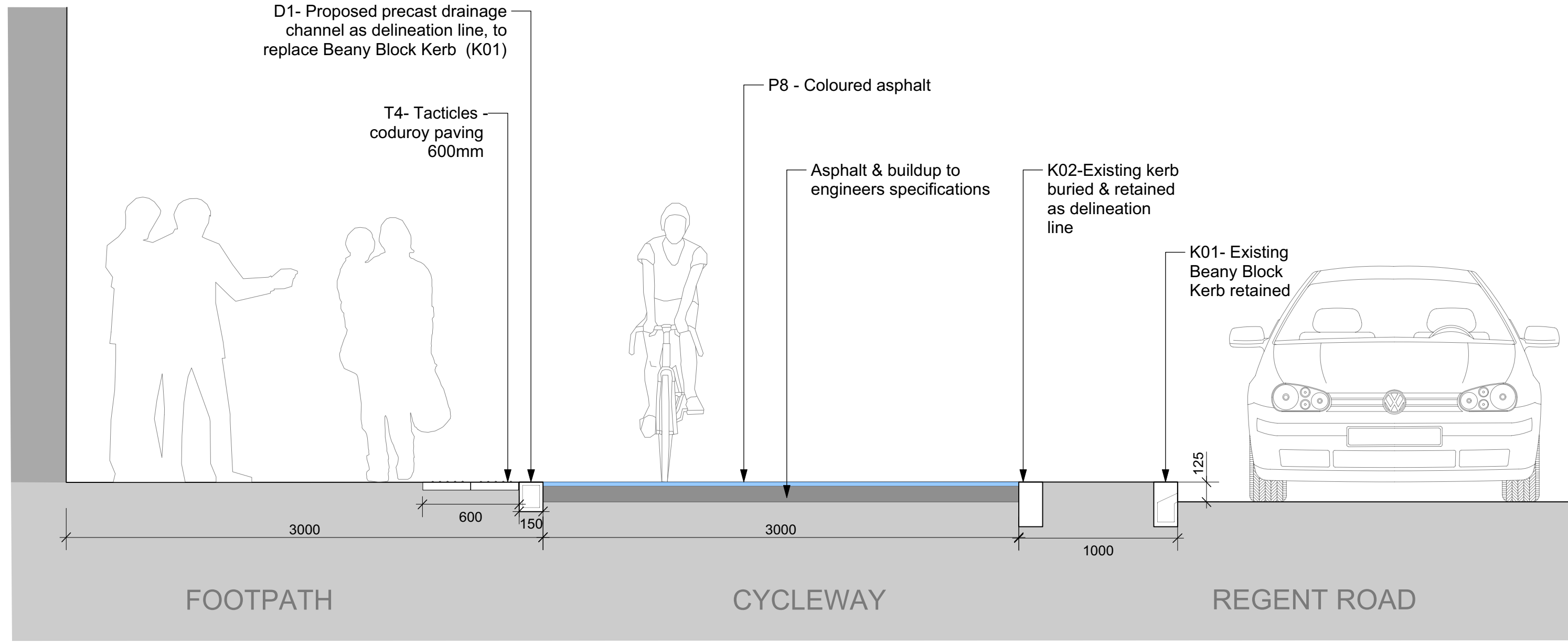


Regent Road Cyclway Amendment Plan  
Scale: 1:350



Existing Regent Road Footpath and Cyclway Arrangement  
Scale: 1:25



Proposed Regent Road Shared Footpath and Cyclway  
Scale: 1:25

KEY

Stadium Planning Boundary

Works in the Highway Boundary

Existing Regent Road Dock Wall

Existing Black Asphalt surface in the footway

Proposed Black Asphalt surfacing

Beany Block Road Kerb  
Laid: 125mm upstand to road  
Material: Light grey concrete to match existing

Flush Kerb  
Laid: Flush to adjacent surfaces  
Material: Light grey concrete to match existing

Transition Kerb  
Material: Light grey concrete to match existing

Drainage channel  
Laid: Flush to adjacent surfaces  
Material: Light grey concrete, to match existing along Regent Rd parking bays (Aco monodrain or similar)

Existing Beany Block Road Kerb  
Upstand: 125mm upstand to road  
Material: Light grey concrete, as per existing

Existing Road Kerb buried  
Upstand: Flush to adjacent surfaces  
Material: Light grey concrete, as per existing

Ramp from existing recently installed cyclway to top-of-kerb level

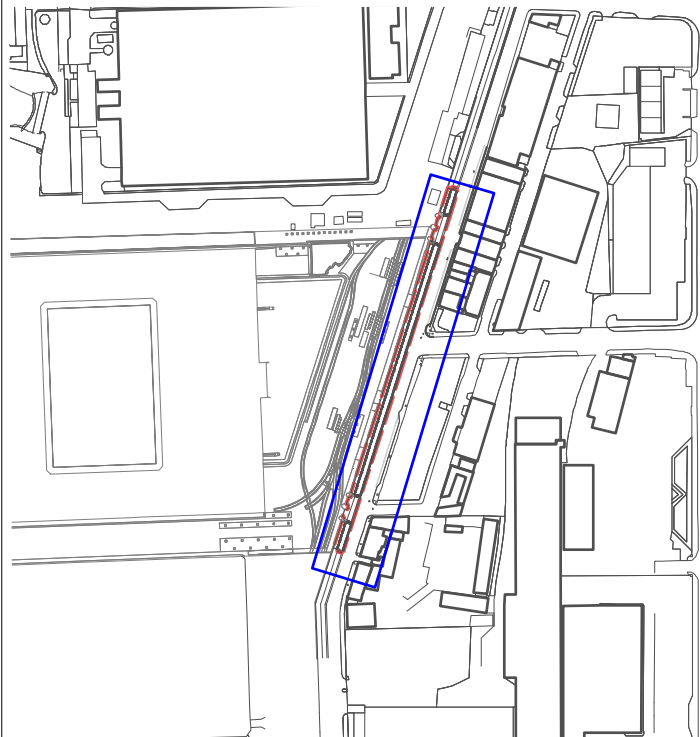
Double Yellow Line (No Parking)

Cyclway - Coloured Asphalt Surface (Colour TBC)

Tactile Blister Paving

Tactile Corduroy Paving

LOCATION PLAN



Revision	Date	Description	Drawn	Approved
D1-P04	10-11-20	Remove Coloured Htss Surfacing	HN	DM
D1-P03	27-08-20	Identified Build outs to be removed	SS	DM
D1-P02	26-08-20	Update following new Regent Road topographic survey	JH	SS
D1-P01	13-07-2020	For information	JH	SS

Client: Everton Stadium Development Limited

Project: The Peoples Project

Dwg Title: Regent Road - Shared Cyclway

Created on: 13-05-2020  
Created by: JH  
Approved by: DM

Scale: Varies  
Size: A0  
Workstage: Stage 04

Dwg No.: BMD01-PLA-S0-EX-DR-L-948410 D1  
Suitability: P04

Plant I.E., Limited

Manchester  
2 Black Gables St, Altrincham, WA14 1DY  
T: 0161 928 9281

Liverpool  
Unit 10 Waterside, 44-46 Wharf Road, Liverpool, L3 2DT  
T: 0151 963 1230

THIS DRAWING IS COPYRIGHT PROTECTED AND MAY NOT BE REPRODUCED IN WHOLE OR PART WITHOUT WRITTEN AUTHORITY FROM THE OWNER.

NOTES:  
1. Do not scale from this drawing.  
2. Always work to noted dimensions.  
3. All dimensions are in millimetres unless otherwise stated.  
4. All setting out, levels and dimensions to be agreed on site.  
5. The dimensions of all materials must be checked on site before being laid out.  
6. This drawing must be read with the relevant specification clauses and detail drawings.  
7. Order of construction and setting out to be agreed on site.