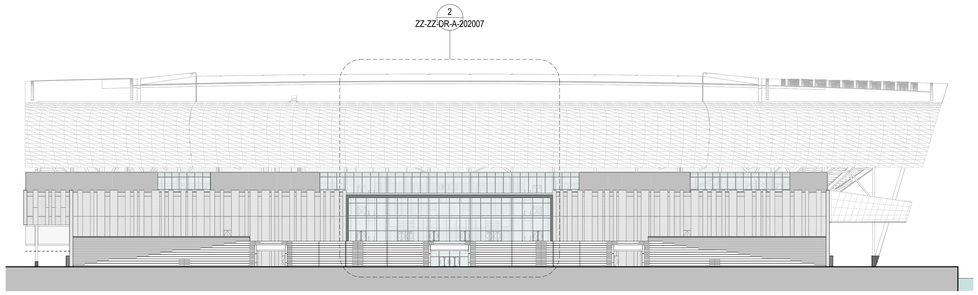



2 ENLARGED BUILDING ELEVATION - WEST PORTAL

1 : 100

(FOR LOCAL AUTHORITY USE)

QR Code

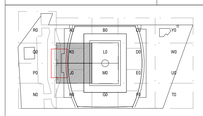

0 5 000

1 : 100

General Notes

1. DO NOT SCALE FROM THIS DRAWING
2. ALL DIMENSIONS ARE IN MILLIMETRES AND LEVELS IN METERS UNLESS STATED OTHERWISE.
3. ALL DIMENSIONS TO BE VERIFIED ON SITE AND APPROVED BY THE ENGINEER.
THIS DRAWING SHOULD BE READ IN CONJUNCTION WITH OTHER RELEVANT ARCHITECTURAL, STRUCTURAL, MECHANICAL AND ELECTRICAL DRAWINGS AND ALL RELEVANT SECTIONS OF THE SPECIFICATIONS.
4. ANY DISCREPANCIES FROM THE INFORMATION REPRESENTED HERE ARE TO BE REPORTED TO THE CLD BEFORE CONSTRUCTION.

No	Description

SAFETY, HEALTH AND ENVIRONMENT INFORMATION
Brief details on the identified hazard symbol referencing the unusual residual hazards / risks are listed above.

Rev	Description	Apvr	Chk'd	Date
P03	S2 - FOR INFORMATION	DP	NT	02/09/2020
P02	S2 - FOR INFORMATION	DP	NT	01/09/2020
P01	S2 - FOR INFORMATION	DP	NT	08/07/2020

Client

Everton

Project Manager

GT GARDINER &THEOBALD

Planning Consultant

CBRE

Main Contractor

LAING O'ROURKE

Design Consultant

PATTERN

Structural / MEP / Infrastructure

BURO HAPPOLD

Project Title

THE PEOPLE'S PROJECT

Drawing Title

PLANNING ADDENDUM
STADIUM
STADIUM OVERALL ELEVATIONS
PROPOSED ENLARGED WEST PORTAL ELEVATION

Checked	Drawn	Designed
NT	MB	PATTERN DESIGN

Purpose of Issue

FOR INFORMATION

Model File Ref:

BMD01-PAT-ZZ-ZZ-M3-A-05SheetsEnvelope

Drawing No

BMD01-PAT-ZZ-ZZ-DR-A-202007

Scale A0 (841x1189)	Status	Revision No
As Indicated	S2	P03