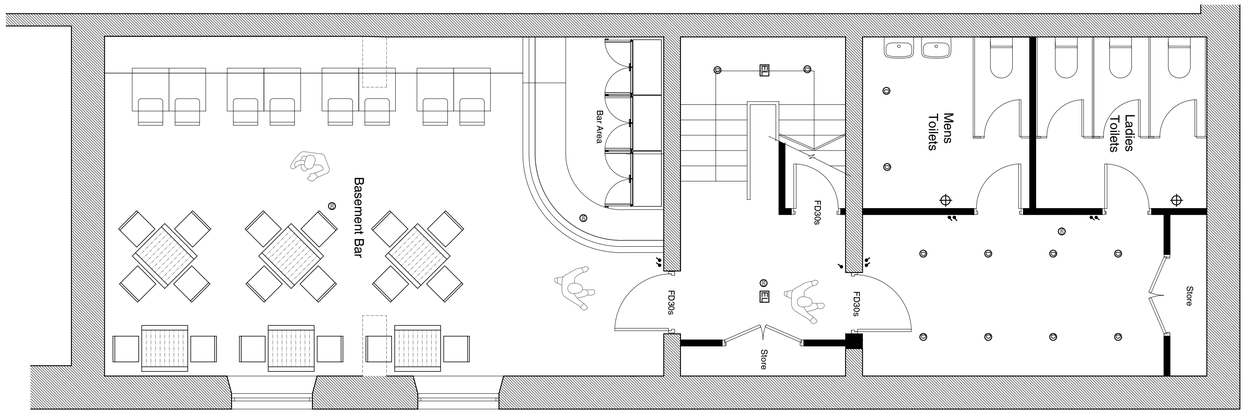

L-1 PROPOSED BASEMENT PLAN_opt 01

SCALE 1:50 (A1) 1:100 (A3)

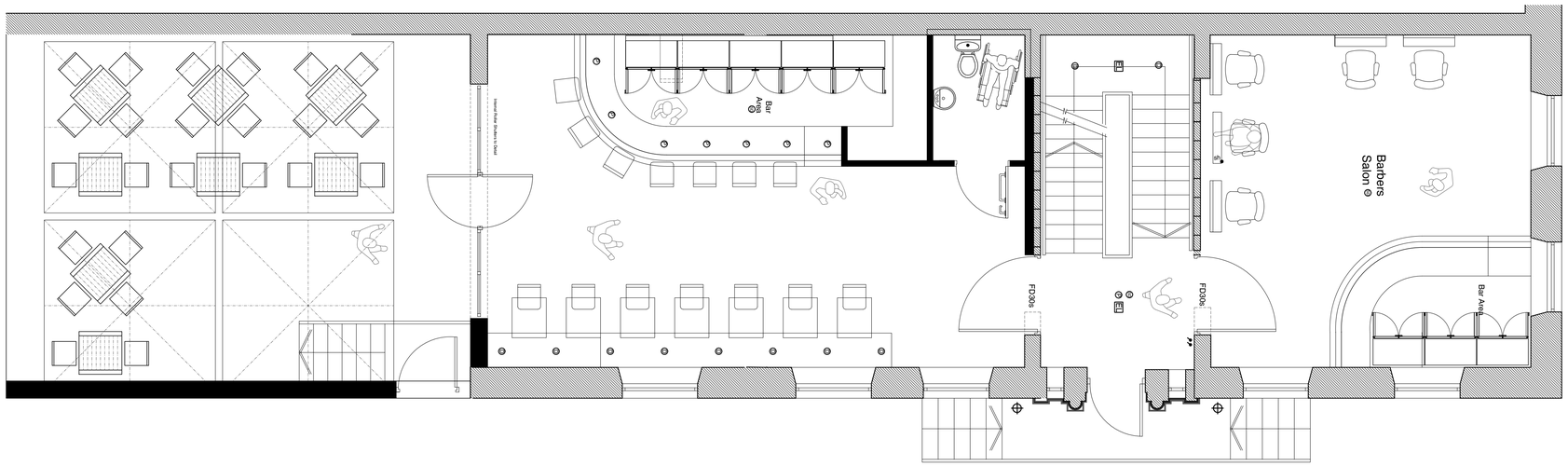

L0 PROPOSED GROUND FLOOR PLAN

SCALE 1:50 (A1) 1:100 (A3)

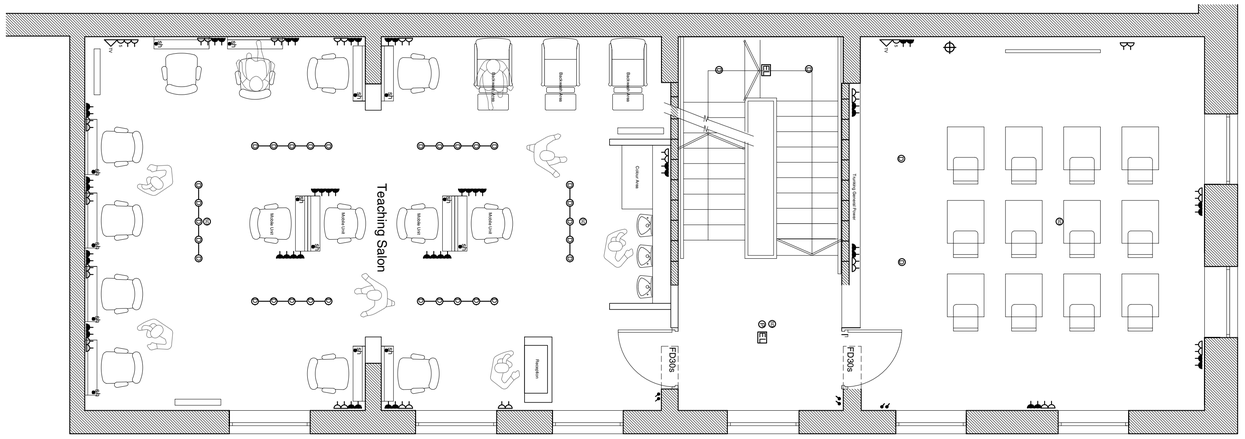

L1 PROPOSED FIRST FLOOR PLAN_opt 01

SCALE 1:50 (A1) 1:100 (A3)

SCALE 0 1 5 METRES

notes

This drawing is the copyright of Atelier 2 Architecture Ltd. t/a A2 Architects, and may not be used without their prior written consent.

Do not scale these drawings.

KEY

- wall light
- recessed downlighter
- pendant light
- wall light (communal)
- recessed downlighter (communal)
- pendant light (communal)
- light switch
- light switch - dimmer
- light switch - 2 way
- light switch - timer
- extract
- extract fan isolator
- cooker point
- fuse spur
- shaver
- double socket (high level)
- double socket (low level)
- tv, bt, cable
- emergency light

revisions

A	11.04.16	Layout Amendments
B	04.05.16	Layout Amendments

PROVISIONAL FOR COMMENT

client
BY HEART LTD

project
2 YORK STREET

drawing
PROPOSED BASEMENT, GROUND, FIRST FLOOR PLANS

scale
1:50 (A1) 1:100 (A3)

date
04.05.16

dwg. no
A2A.15.696_102

revision
REV B

ATELIER 2 ARCHITECTURE LIMITED
address: 27 Duke Street Liverpool L1 5AP
t: 0151 708 0406 f: 0151 708 7069 e: mail@a2architects.co.uk

A2 ATELIER 2