
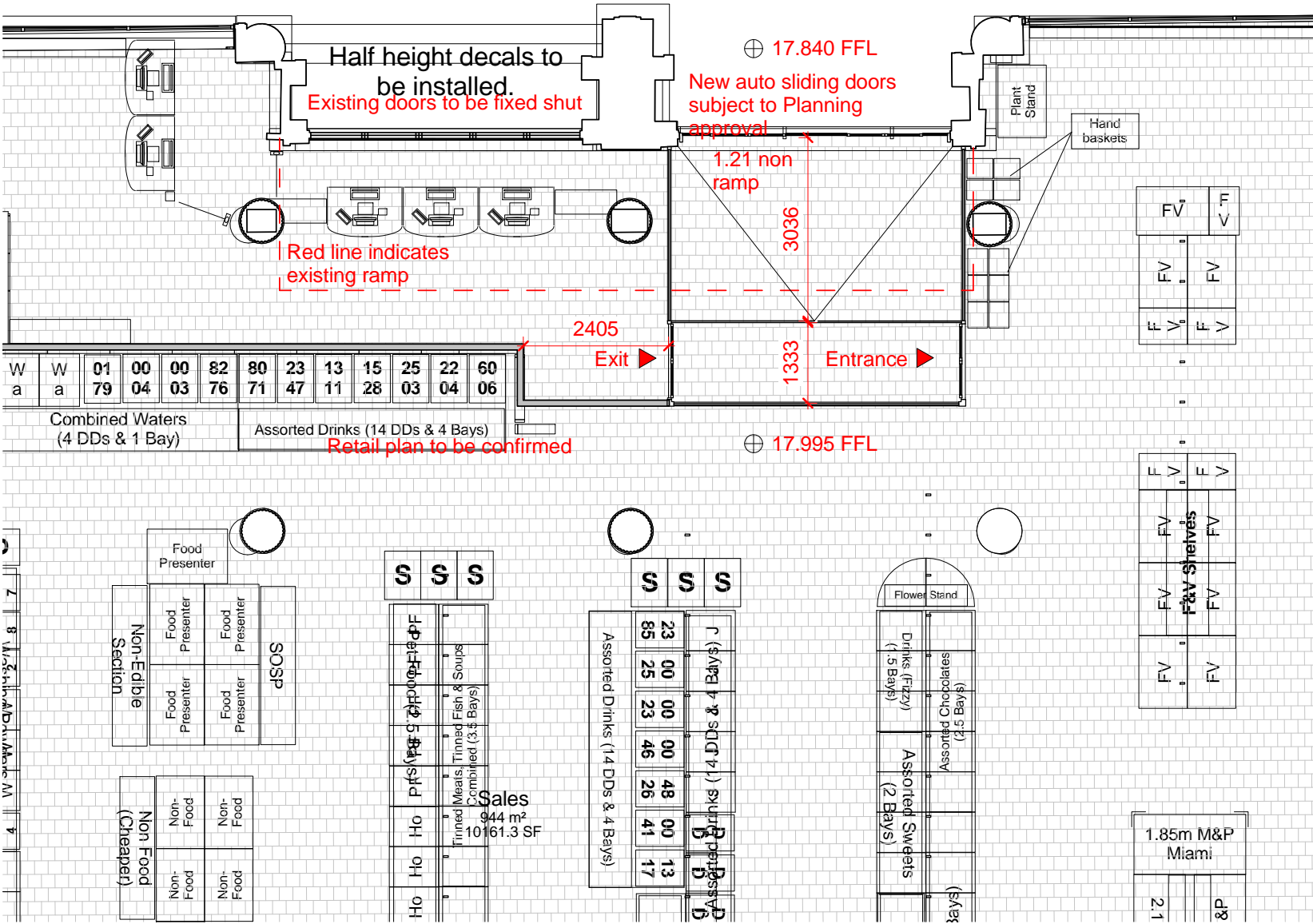


REVISION	DATE	DESCRIPTION	DRAWN	CHECKED
A	16.07.14	Updated sales area layout	rb	db
B	21/07/14	Updated entrance and pop-up dimensions added	rb	db
C	24.07.14	Notation amended as per landlord's planning consultant request of 24.07.14	db	db



2

Proposed Ground Floor - Entrance Area Details

1 : 100

STATUS:

PLANNING APPLICATION






NJSR

SOUTHPORT | t: 01704 531 252 | f: 01704 532 833 | e: southport@njsr.co.uk
 MANCHESTER | t: 0161 873 8770 | f: 0161 873 8771 | e: manchester@njsr.co.uk
 WWW.NJSR.CO.UK | WWW.NJSRPROJECTSERVICES.CO.UK

ARCHITECTS
 PROJECT MANAGERS
 INTERIOR DESIGNERS
 CDM COORDINATORS
 HEALTH & SAFETY MANAGERS
 HISTORIC BUILDING CONSULTANTS

ORIGINAL DRAWING SIZE: A3
 © NJSR Chartered Architects LLP
 This drawing is issued in confidence. It must not be copied, used or disclosed to third parties without the express permission of NJSR. It remains NJSR's property and must be returned on request.
 It is the contractor's responsibility to report any inconsistencies on this drawing, or between drawings, to NJSR and to request clarification and instruction before proceeding. Do not scale from this drawing. All dimensions to be checked on site prior to construction or manufacture

Client

Lidl UK GmbH

Project

Lewis's, Ranelagh St, LIVERPOOL

Title			
Proposed Entrance Area Details			
Scale	Date	Drawn	Checked
1 : 100	16/07/14	rb	db
Contract	Dwg. No.	Rev	
1372.005	A122	C	