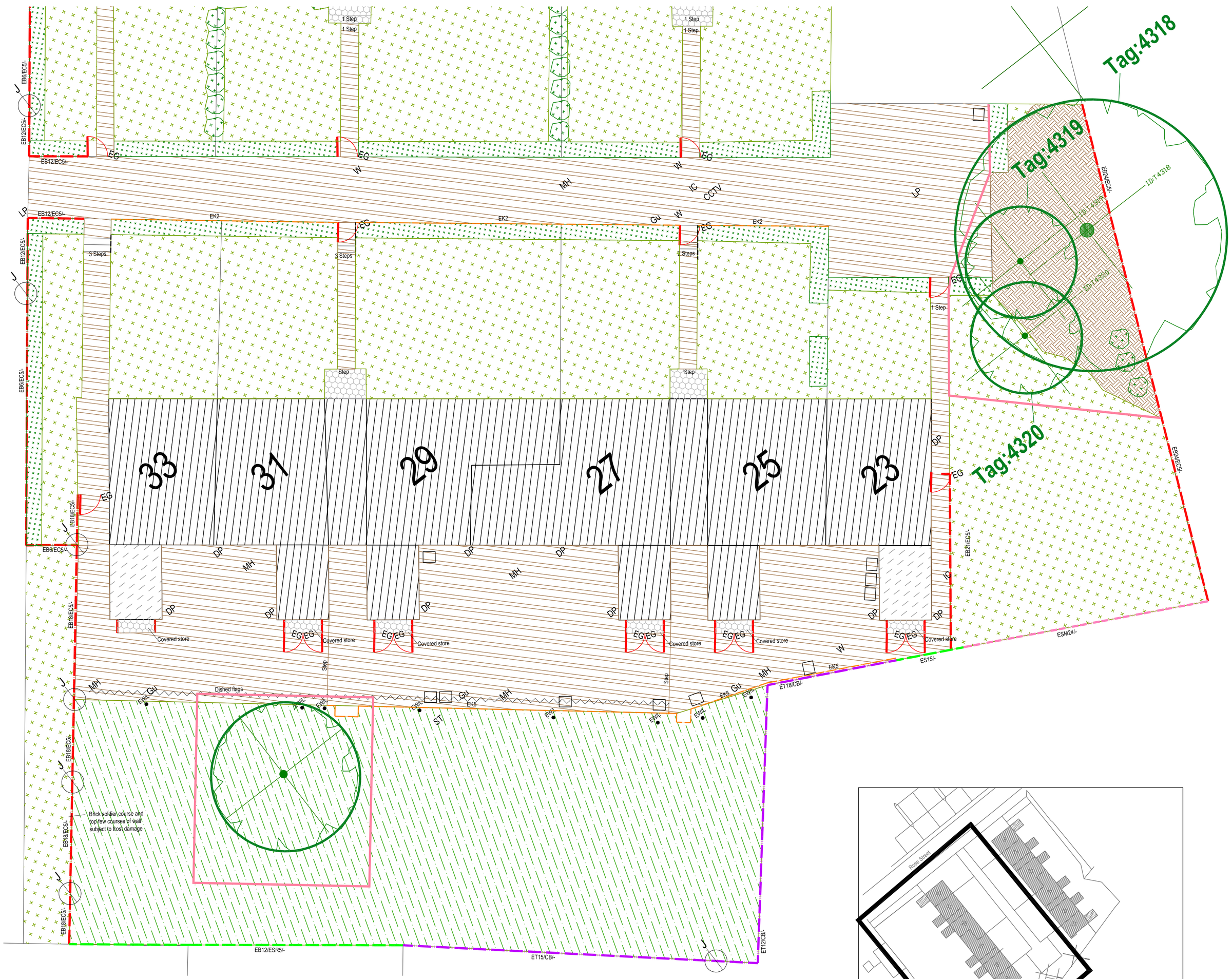

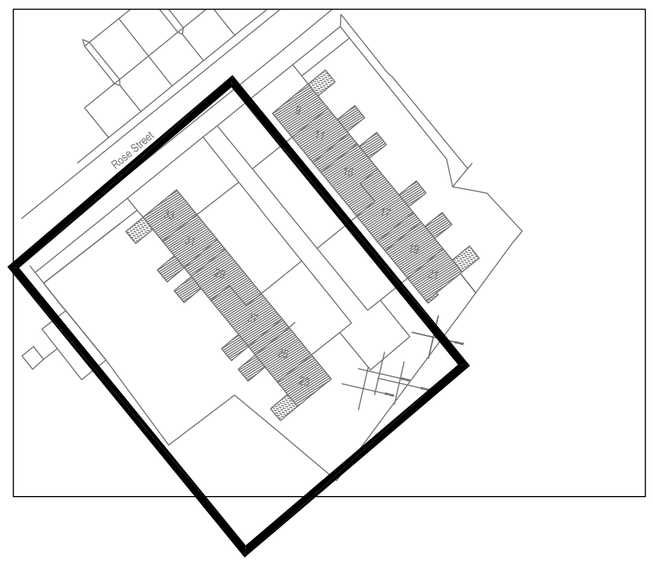

Tree Protection Fencing
(See Figure 2 and 3) note; at some stage in the phasing of the works, work will need to take place within this zone. Also, throughout the works, access will need to be maintained to the flats, Please refer to method statements in this drawing for detail on working sensibly within the tree root zone

Taken from the BS 5837:2012 - Trees in relation to design, demolition and construction recommendations

Method statement for protection of trees

British Standards: all work to be carried out in accordance with British standard 5837:2012 'Trees in Relation to Design, Demolition and Construction.'

Tree Protection Zone
Compaction of soil must be avoided in protected zone
Storage of materials must be avoided in protected zone

Cutting of roots: over 50mm in diameter shall be clean cuts by hand saw
Tools: Appropriate, well maintained and sharp.Final pruning cuts:- Chainsaws: Do not use
- Hand saws: Cut In one continuous operation to form a smooth cut surface.- Anvil type secateurs: Do not use.Removing branches: Do not damage or tear the stem.Wounds: Keep as small as possible, cut cleanly back to sound wood leaving a smooth surface, and angled so that water will not collect on the cut area.Disease or fungus: Give notice if detected. Do not apply fungicide or sealant unless instructed.

Exposed roots shall be covered over with topsoil as soon as possible

Ground level change must be avoided in protected zone

Impact by machinery on all trees must be avoided

Contamination of soil must be avoided in protected zone

Intense heat and fire must be avoided in protected zone
(all fires on site must be at least 20m from the outermost part of the trees' spread, and oil, concrete and similar injurious materials or substances must not be stored or prepared less than 10m from the outermost parts of the trees' spread.)

Defective, diseased, unsafe or weak parts of trees additional to those scheduled for attention: Give notice to contract administrator/landscape consultant if detected

Vehicle access must be avoided in protected zone

Water courses: contamination and obstruction must be avoided

Monitoring: health and stability of all affected trees to be monitored by the main contractor for the duration of the contract and the defects liability period

Handover: client to be briefed to conduct detailed examination for safety and, if required, to employ arborists listed in the Directory of Registered Consultants and Approved Contractors produced by The Arboricultural Association to carry out any necessary tree surgery

Temporary Access within the construction exclusion zone

Where temporary access is to be permitted into the construction exclusion zone (ie for residents access and site workforce), the extent of the set-back of the protection fencing is clearly indicated, along with ground protection measures to be adopted for the duration of the works. For the majority of the site, this won't be required as the existing ground retained will act as ground protection. Where access needs to be maintained and existing ground does not offer satisfactory protection, additional protective surfaces are as below:

a) for pedestrian movements only, a single thickness of scaffold boards placed either on top of a driven scaffold frame, so as to form a suspended walkway, or on top of a compression-resistant layer (e.g. 100 mm depth of woodchip), laid onto a geotextile membrane;

b) for pedestrian-operated plant up to a gross weight of 2 t, proprietary, inter-linked ground protection boards placed on top of a compression-resistant layer (e.g. 150 mm depth of woodchip), laid onto a geotextile membrane;

c) for wheeled or tracked construction traffic exceeding 2 t gross weight, an alternative system (e.g. proprietary systems or pre-cast reinforced concrete slabs) to an engineering specification designed in conjunction with arboricultural advice, to accommodate the likely loading to which it will be subjected.

Method statement for construction within rooting zone

The work as detailed within this Method Statement shall be under the supervision of the arboriculturist or the landscape architect. Full liaison between all parties, comprising the contractor, sub-contractors, the arboriculturist, the landscape architect and the local authority, will be undertaken at all stages of the work.

All construction of new hard surfaced areas wiithin exclusion zone will, where required, be undertaken by hand-digging within the protective zone of existing tree as defined in BS5837:2012

No machinery or powered tools are to be used at any stage of excavation works, unless agreed with the local authority.

The depth of the excavation zone shall not exceed 100mm in any instance unless approved by the local authority.

All tree roots will be exposed and located by hand. Tree roots of 20mm diameter and above found within this zone are to be retained, undamaged.

All stones and debris above 20mm diameter are to be removed from the finished level and removed to tip.

The finished level shall not be compacted.

All construction work shall be undertaken by hand.

Levels under the tree canopy shall not be raised.

Figure 3 **Examples of above-ground stabilizing systems**

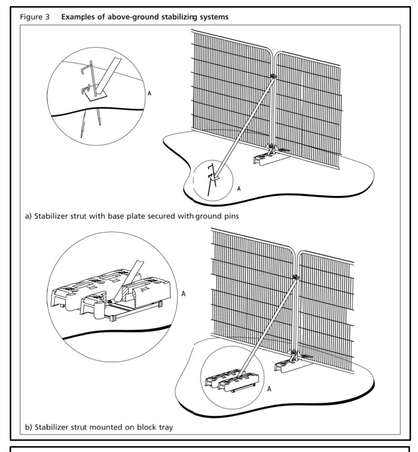

Figure 2 **Default specification for protective barrier**

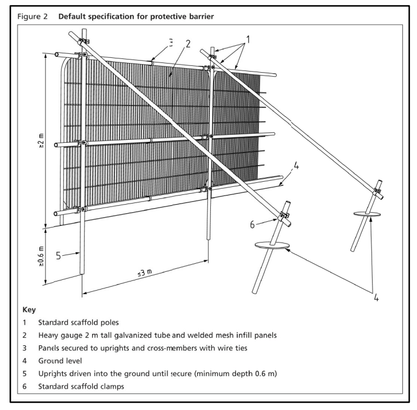

LMH TREES

EXISTING TREES NOT UNDER LMH OWNERSHIP

Notes:
- This drawing is copyright.
- Do not scale dimensions from this drawing.
- This drawing is to be read in conjunction with all other relevant drawings
- All discrepancies on this drawing are to be reported to the architect.
- Do not modify any element of this drawing.
- Use drawing only for purpose(s) Issued.

North Sign / Key Plan

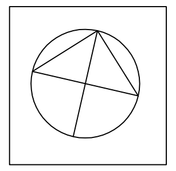

The following external model files are included within this drawing:

Rev	Date	Revision Notes	Drn	Rv
_	26/02/15	First Issue.	KR	BR

Client / Contractor

Liverpool Mutual Homes

IBI Intelligence Buildings Infrastructure
www.ibigroup.com

Project
LIVERPOOL MUTUAL HOMES
ENVIRONMENTALS

Drawing Title
PROPOSED TREE PROTECTION PLAN
S19 ROSE STREET

Job Number	Drawing Originated Date	PAS 1192 Status Code
5898	26/02/2015	-
Scale@A1	Purpose	
1:100	PLANNING	

Drawing Number	Revision
5898 S19 SP(90)020	_