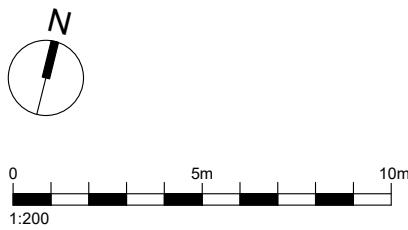


LEVEL 00



MEZZANINE LEVEL



General Notes

All site dimensions shall be verified by the Contractor on site prior to commencing any works.

Do not scale from this drawing.

Only work to written dimensions.

This drawing is the property of Fletcher-Rae (UK) Limited (t/a Fletcher-Rae) and copyright is reserved by them. The drawing is not to be copied or disclosed by or to any unauthorised persons without the prior written consent of Fletcher-Rae (UK) Limited.

PLANNING

4	Bin store added to commercial unit	2020.05.11
3	Addition of wheelchair accessible apartments	2020.03.06
2	Further changes to tree layout and other wind mitigation mitigation measures following consultant input	2019.09.11
1	Changes to scheme following consultation feedback. Reduction of height and change to fence type (see landscaping plan). Extra windows added to various parts of each elevation. External cladding to roof plant space changed to metallic rainscreen, to match upper portion of each building.	2019.05.17

Revision:

Scale	1 : 200	@ A1
Status	Planning	
Drawn By	BT/RT	
Checked By	AR	
Date	11/23/17	

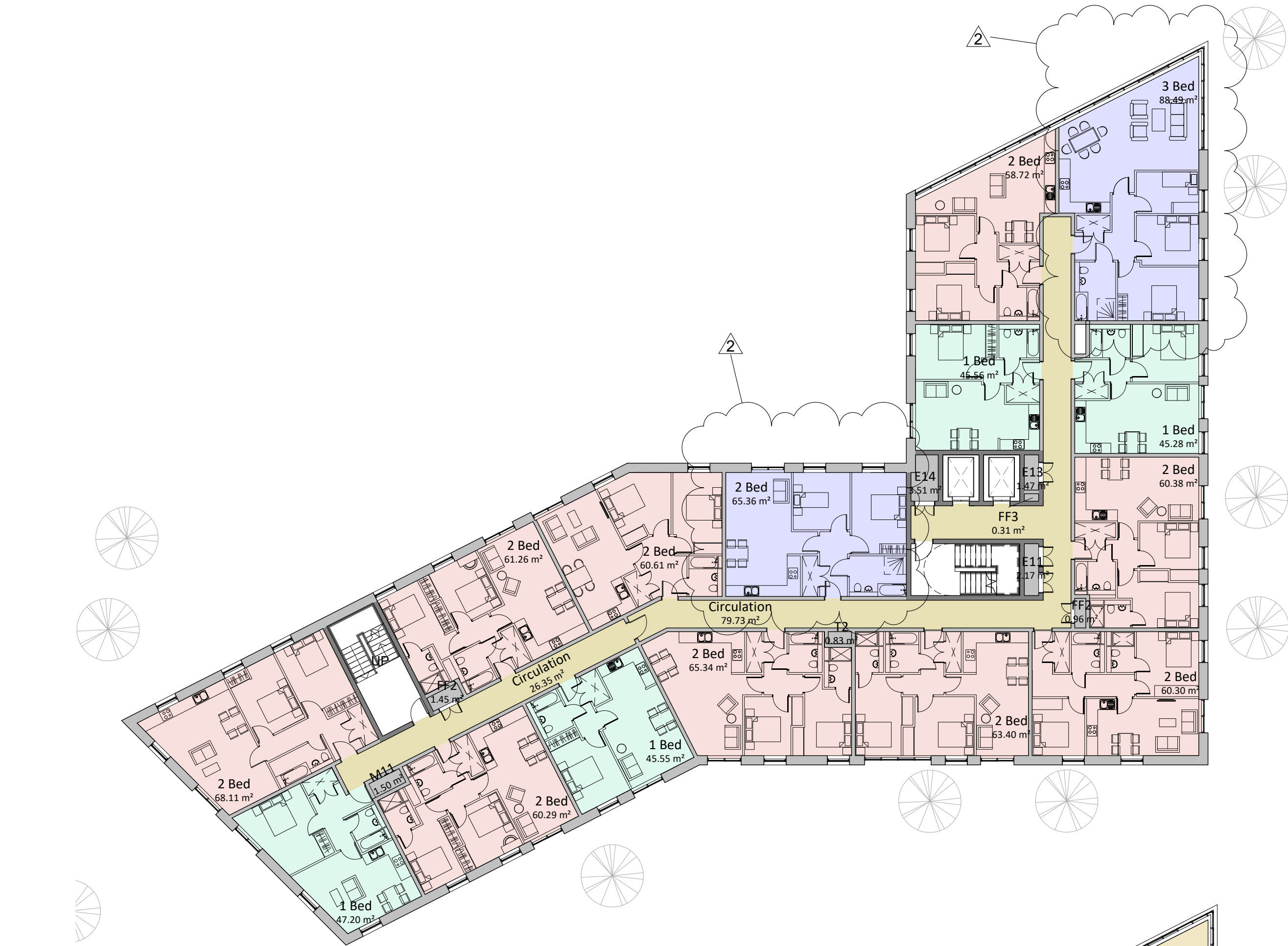
Client:
Maro Developments
Project:
Brunswick Quay

Sheet Name:
Building 1 - GA Plan - LEVEL 00 & MEZZ
Drawing
Number: **16047_PL100**

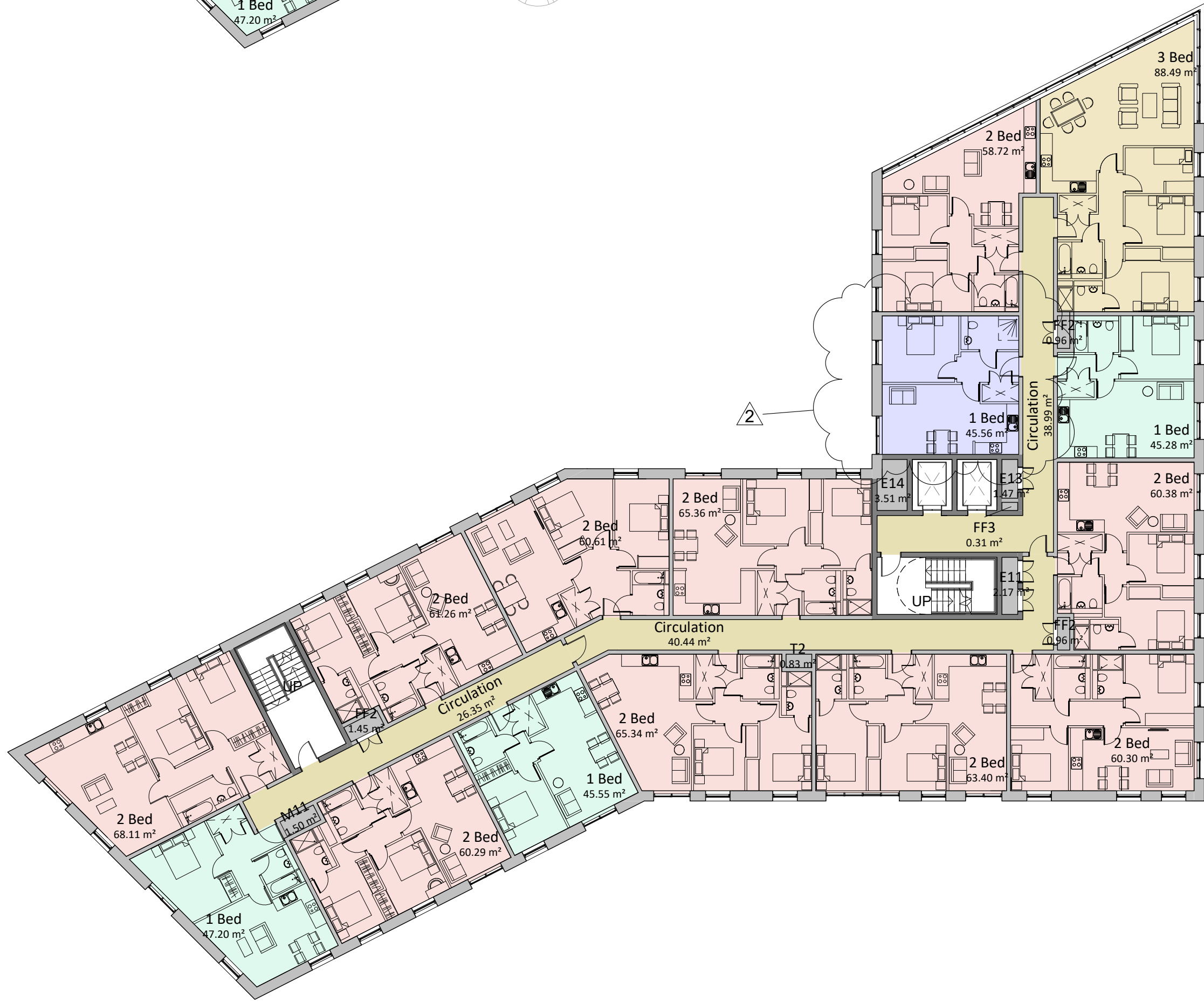
Revision:
4

fletcher|rae
Architects | Master Planners | Designers
Hill Quays, 5 Jordan Street, Manchester, M15 4PY

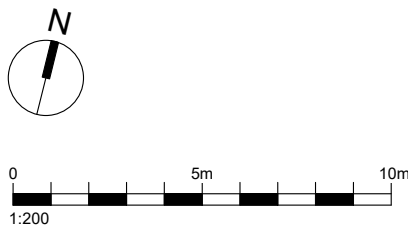
t +44 (0) 161 242 1140
f +44 (0) 161 242 1141
w www.fletcher-rae.com
e info@fletcher-rae.com



LEVEL 01



LEVEL 02



General Notes

All site dimensions shall be verified by the Contractor on site prior to commencing any works.

Do not scale from this drawing.

Only work to written dimensions.

This drawing is the property of Fletcher-Rae (UK) Limited (t/a Fletcher-Rae) and copyright is reserved by them. The drawing is not to be copied or disclosed by or to any unauthorised persons without the prior written consent of Fletcher-Rae (UK) Limited.

PLANNING

2	Addition of wheelchair accessible apartments	2020.03.06
1	Changes to scheme following consultation feedback. Reduction of height and change to fence type (see landscaping plan). Extra windows added to various parts of each elevation. External cladding to roof plant space changed to metallic rainscreen, to match upper portion of each building.	2019.05.17

Revision:

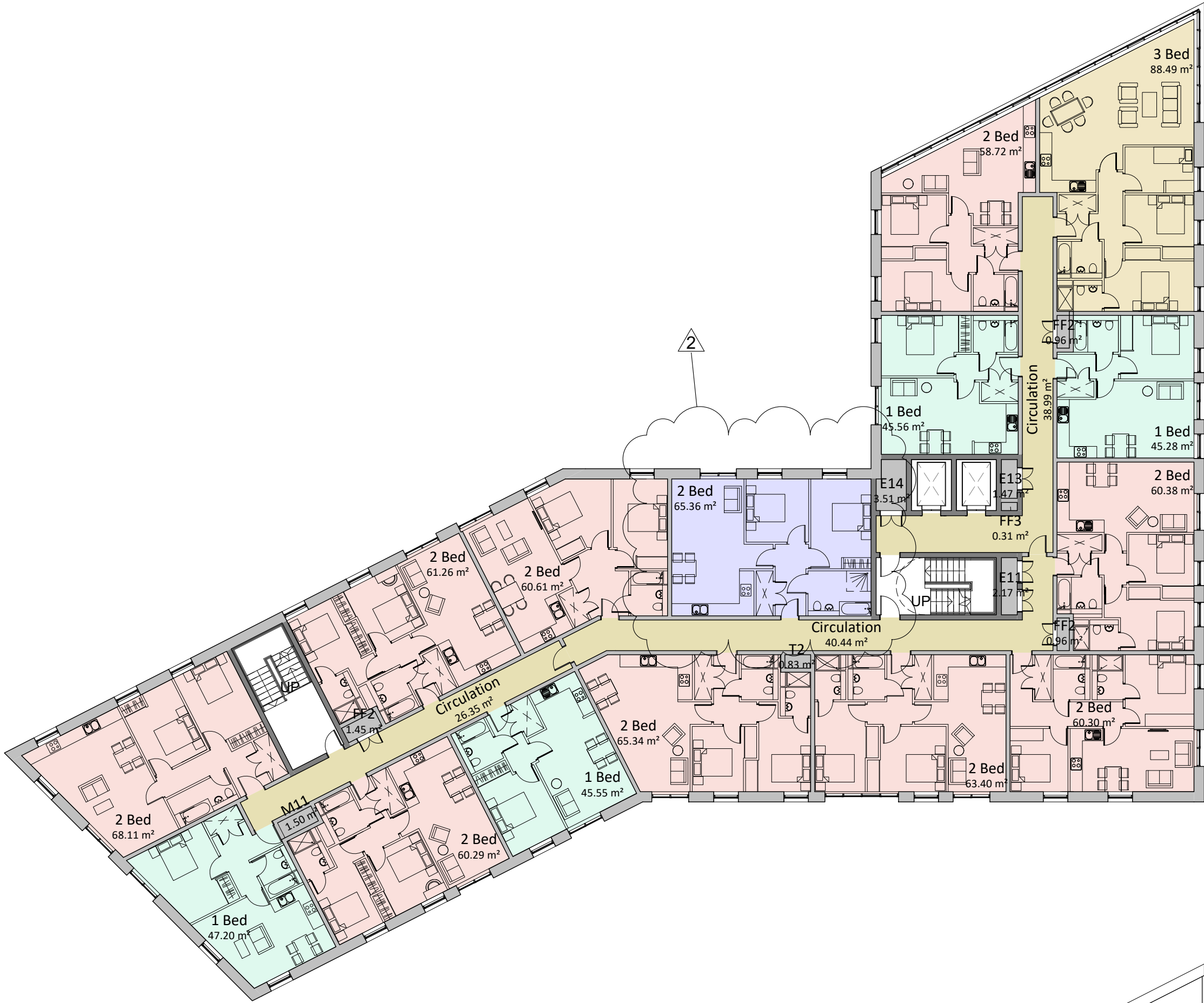
Scale: 1 : 200 @ A1
Status: Planning
Drawn By: BT/RT
Checked By: AR
Date: 11/23/17

Client:
Maro Developments
Project:
Brunswick Quay

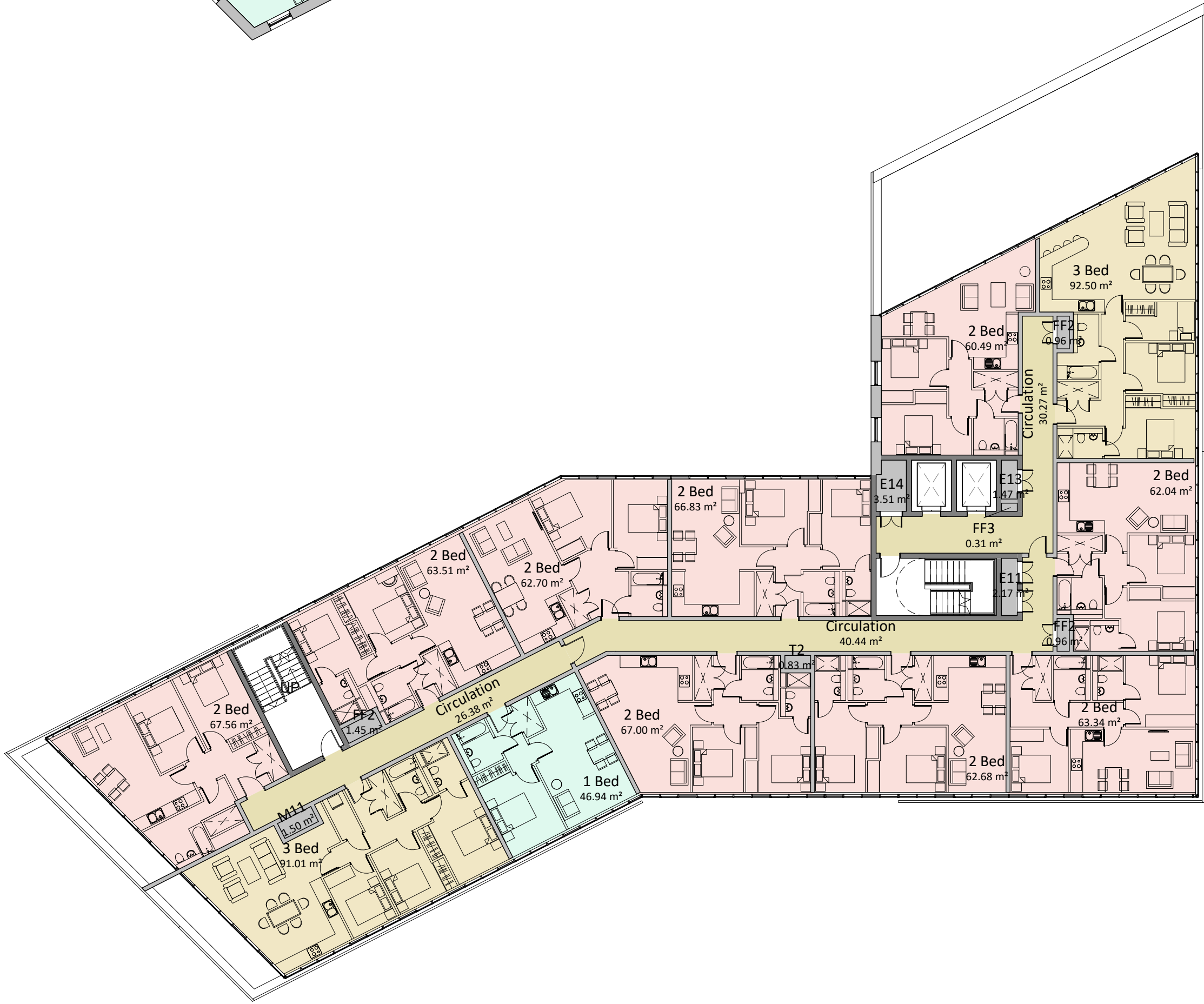
Sheet Name:
Building 1 - GA Plan - LEVEL 01 & 02

Drawing Number: 16047_PL101
Revision: 2
fletcher|rae
Architects | Master Planners | Designers
Hill Quays, 5 Jordan Street, Manchester, M15 4PY

t +44 (0) 161 242 1140
f +44 (0) 161 242 1141
w www.fletcher-rae.com
e info@fletcher-rae.com



LEVEL 03



LEVEL 04

General Notes

All site dimensions shall be verified by the Contractor on site prior to commencing any works.

Do not scale from this drawing.

Only work to written dimensions.

This drawing is the property of Fletcher-Rae (UK) Limited (t/a Fletcher-Rae) and copyright is reserved by them. The drawing is not to be copied or disclosed by or to any unauthorised persons without the prior written consent of Fletcher-Rae (UK) Limited.

PLANNING

2	Addition of wheelchair accessible apartments	2020.03.06
1	Changes to scheme following consultation feedback. Reduction of height and change to fence type (see landscaping plan). Extra windows added to various parts of each elevation. External cladding to roof plant space changed to metallic rainscreen, to match upper portion of each building.	2019.05.17

Revision:

Scale	1 : 200	@ A1
Status	Planning	
Drawn By	BT/RT	
Checked By	AR	
Date	11/23/17	

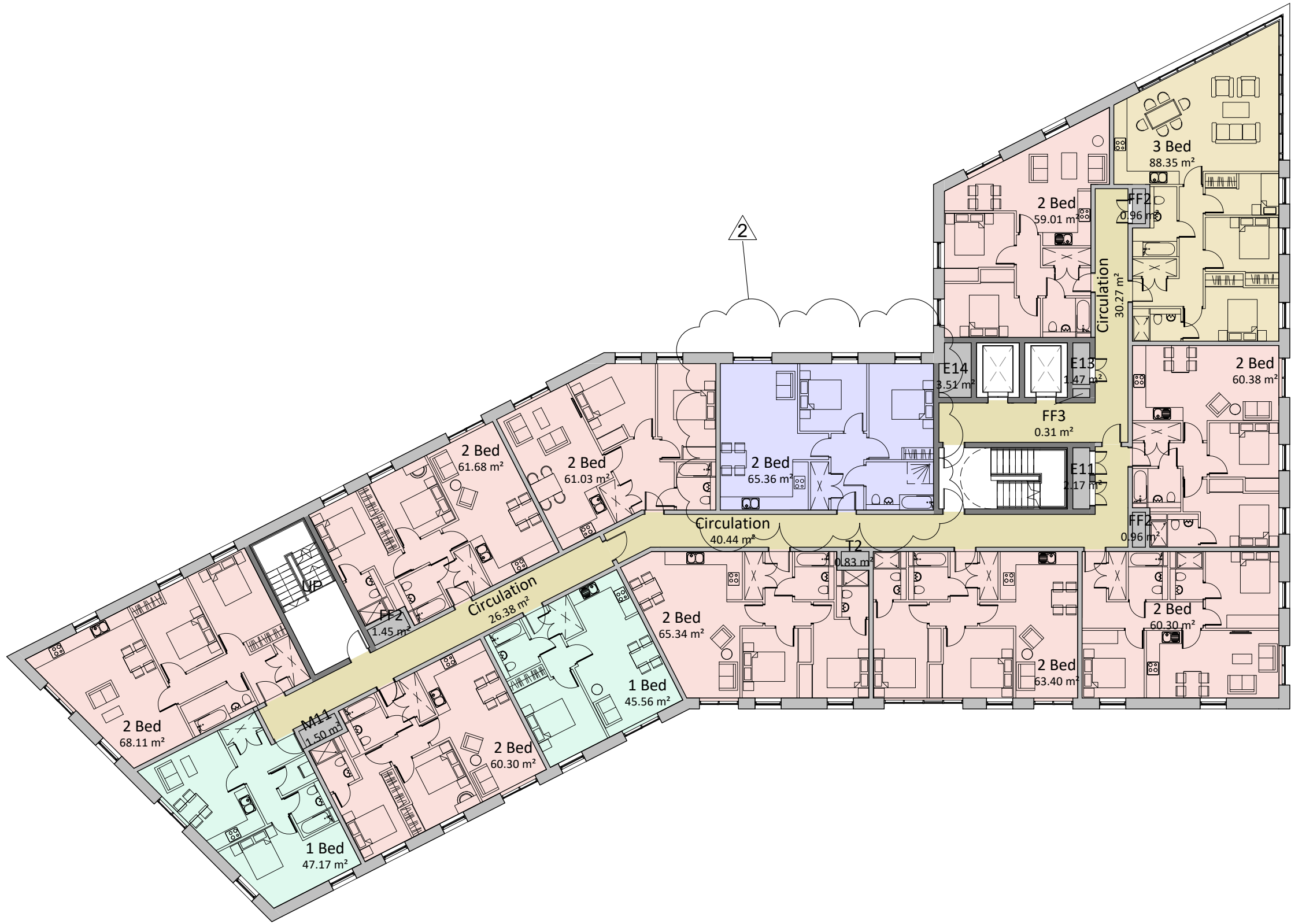
Client:
Maro Developments
Project:
Brunswick Quay

Sheet Name:
Building 1 - GA Plan - LEVEL 03 & 04

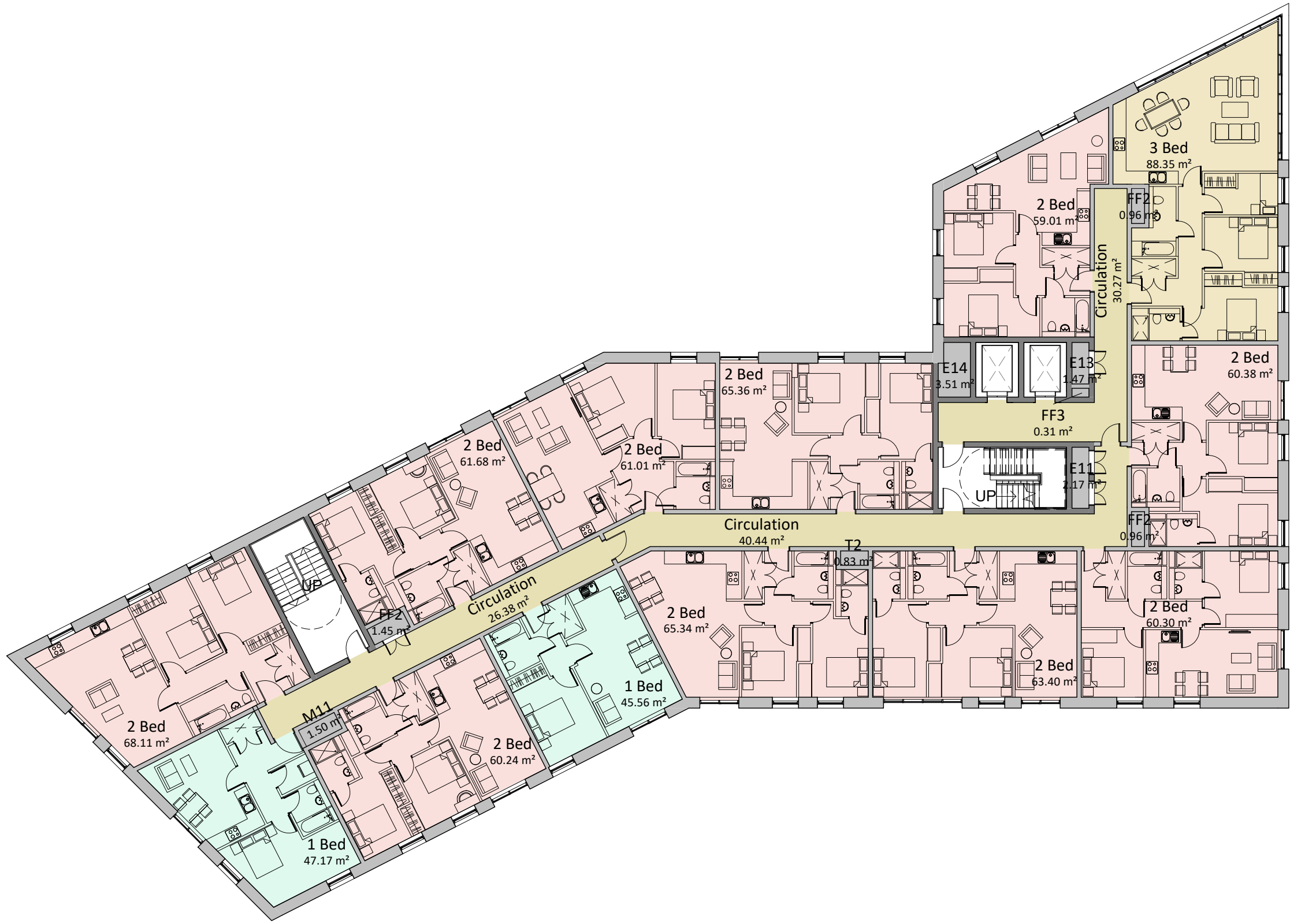
Drawing Number:	16047_PL102	2
-----------------	-------------	---

fletcher|rae
Architects | Master Planners | Designers
Hill Quays, 5 Jordan Street, Manchester, M15 4PY


t +44 (0) 161 242 1140
f +44 (0) 161 242 1141
w www.fletcher-rae.com
e info@fletcher-rae.com



LEVEL 05



LEVEL 06



General Notes

All site dimensions shall be verified by the Contractor on site prior to commencing any works.

Do not scale from this drawing.

Only work to written dimensions.

This drawing is the property of Fletcher-Rae (UK) Limited (t/a Fletcher-Rae) and copyright is reserved by them. The drawing is not to be copied or disclosed by or to any unauthorised persons without the prior written consent of Fletcher-Rae (UK) Limited.

PLANNING

2	Addition of wheelchair accessible apartments	2020.03.06
1	Changes to scheme following consultation feedback. Reduction of height and change to fence type (see landscaping plan). Extra windows added to various parts of each elevation. External cladding to roof plant space changed to metallic rainscreen, to match upper portion of each building.	2019.05.17

Revision:

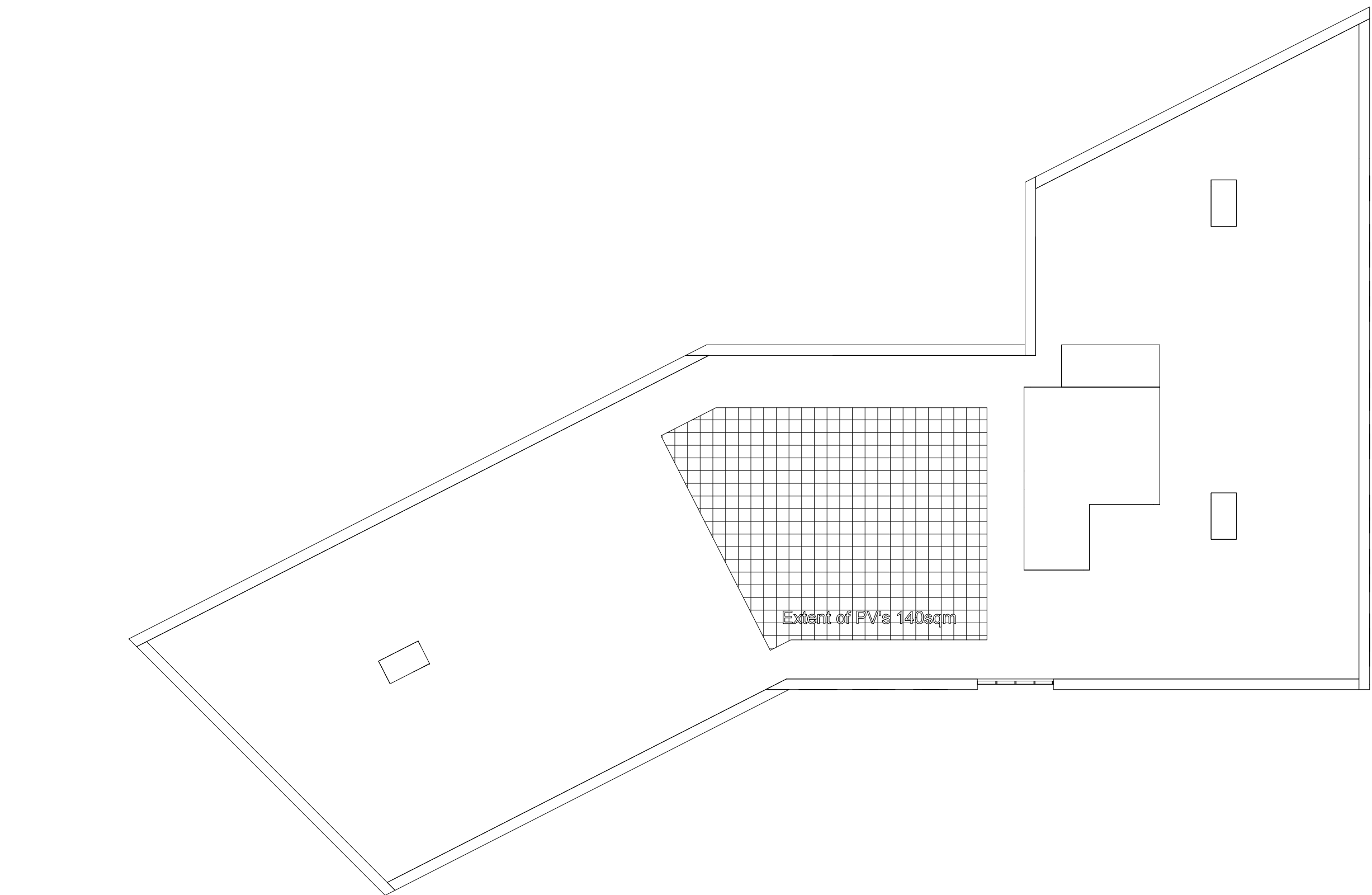
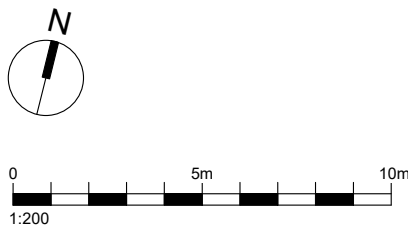
Scale	1 : 200	@ A1
Status	Planning	
Drawn By	BT/RT	
Checked By	AR	
Date	11/23/17	

Client:
Maro Developments
Project:
Brunswick Quay

Sheet Name:
Building 1 - GA Plan - LEVEL 05 & 06

Drawing Number: **16047_PL103** Revision: **2**
fletcher|rae
Architects | Master Planners | Designers
Hill Quays, 5 Jordan Street, Manchester, M15 4PY

t +44 (0) 161 242 1140
f +44 (0) 161 242 1141
w www.fletcher-rae.com
e info@fletcher-rae.com



ROOF

General Notes

All site dimensions shall be verified by the Contractor on site prior to commencing any works.

Do not scale from this drawing.

Only work to written dimensions.

This drawing is the property of Fletcher-Rae (UK) Limited (t/a Fletcher-Rae) and copyright is reserved by them. The drawing is not to be copied or disclosed by or to any unauthorised persons without the prior written consent of Fletcher-Rae (UK) Limited.

PLANNING

1	Changes to scheme following consultation feedback. Reduction of height and change to fence type (see landscaping plan). Extra windows added to various parts of each elevation. External cladding to roof plant space changed to metallic rainscreen, to match upper portion of each building.	2019.05.17
---	--	------------

Revision:

Scale	1 : 200	@ A1
Status	Planning	
Drawn By	BT/RT	
Checked By	AR	
Date	11/23/17	

Client:
Maro Developments
Project:
Brunswick Quay

Sheet Name:
Building 1 - GA Plan - ROOF LEVEL

Drawing	Revision:
Number: 16047_PL104	1

fletcher|rae
Architects | Master Planners | Designers
Hill Quays, 5 Jordan Street, Manchester, M15 4PY

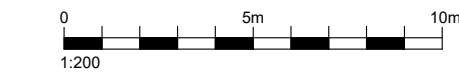
t +44 (0) 161 242 1140
f +44 (0) 161 242 1141
w www.fletcher-rae.com
e info@fletcher-rae.com



WEST ELEVATION



NORTH ELEVATION



General Notes

All site dimensions shall be verified by the Contractor on site prior to commencing any works.

Do not scale from this drawing.

Only work to written dimensions.

This drawing is the property of Fletcher-Rae (UK) Limited (t/a Fletcher-Rae) and copyright is reserved by them. The drawing is not to be copied or disclosed by or to any unauthorised persons without the prior written consent of Fletcher-Rae (UK) Limited.

PLANNING

6	Bin store added to commercial unit	2020.05.11
5	Drawing style changed to better express changes. Materials remain the same as planning submission	2019.11.01
4	Extra fenestration added to various parts following planning feedback	2019.11.01
3	Further changes to tree layout and other wind mitigation mitigation measures following consultant input	2019.09.11
2	Changes to scheme following consultation feedback. Reduction of height and change to fence type (see landscaping plan).	2019.05.17
1	Change to roof plant cladding, to match metallic cladding used on the upper main parts of the building(s)	2019.04.18

Revision:

Scale	1 : 200	@ A1
Status	Planning	
Drawn By	Author	
Checked By	Checker	
Date	01/05/18	

Client:
Maro Developments
Project:
Brunswick Quay

Sheet Name:
Building 1 - GA Elevation - NORTH & WEST
Drawing Number: **16047_PL105**

Revision:
6

fletcher|rae
Architects | Master Planners | Designers
Hill Quays, 5 Jordan Street, Manchester, M15 4PY

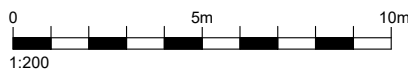
t +44 (0) 161 242 1140
f +44 (0) 161 242 1141
w www.fletcher-rae.com
e info@fletcher-rae.com



EAST ELEVATION



SOUTH ELEVATION



General Notes

All site dimensions shall be verified by the Contractor on site prior to commencing any works.

Do not scale from this drawing.

Only work to written dimensions.

This drawing is the property of Fletcher-Rae (UK) Limited (t/a Fletcher-Rae) and copyright is reserved by them. The drawing is not to be copied or disclosed by or to any unauthorised persons without the prior written consent of Fletcher-Rae (UK) Limited.

PLANNING

6	Bin store added to commercial unit	2020.05.11
5	Drawing style changed to better express changes. Materials remain the same as planning submission	2019.11.01
4	Extra fenestration added to various parts following planning feedback	2019.11.01
3	Further changes to tree layout and other wind mitigation mitigation measures following consultant input	2019.09.11
2	Changes to scheme following consultation feedback. Reduction of height and change to fence type (see landscaping plan).	2019.05.17
1	Change to roof plant cladding, to match metallic cladding used on the upper main parts of the building(s)	2019.04.18

Revision:

Scale	1 : 200	@ A1
Status	Planning	
Drawn By	Author	
Checked By	Checker	
Date	01/05/18	

Client:

Maro Developments

Project:

Brunswick Quay

Sheet Name:

Building 1 - GA Elevation -SOUTH &

EAST

Drawing

Number: **16047_PL106**

Revision:

6

fletcher|rae
Architects | Master Planners | Designers

Hill Quays, 5 Jordan Street, Manchester, M15 4PY

t +44 (0) 161 242 1140
f +44 (0) 161 242 1141
w www.fletcher-rae.com
e info@fletcher-rae.com

General Notes

All site dimensions shall be verified by the Contractor on site prior to commencing any works.

Do not scale from this drawing.

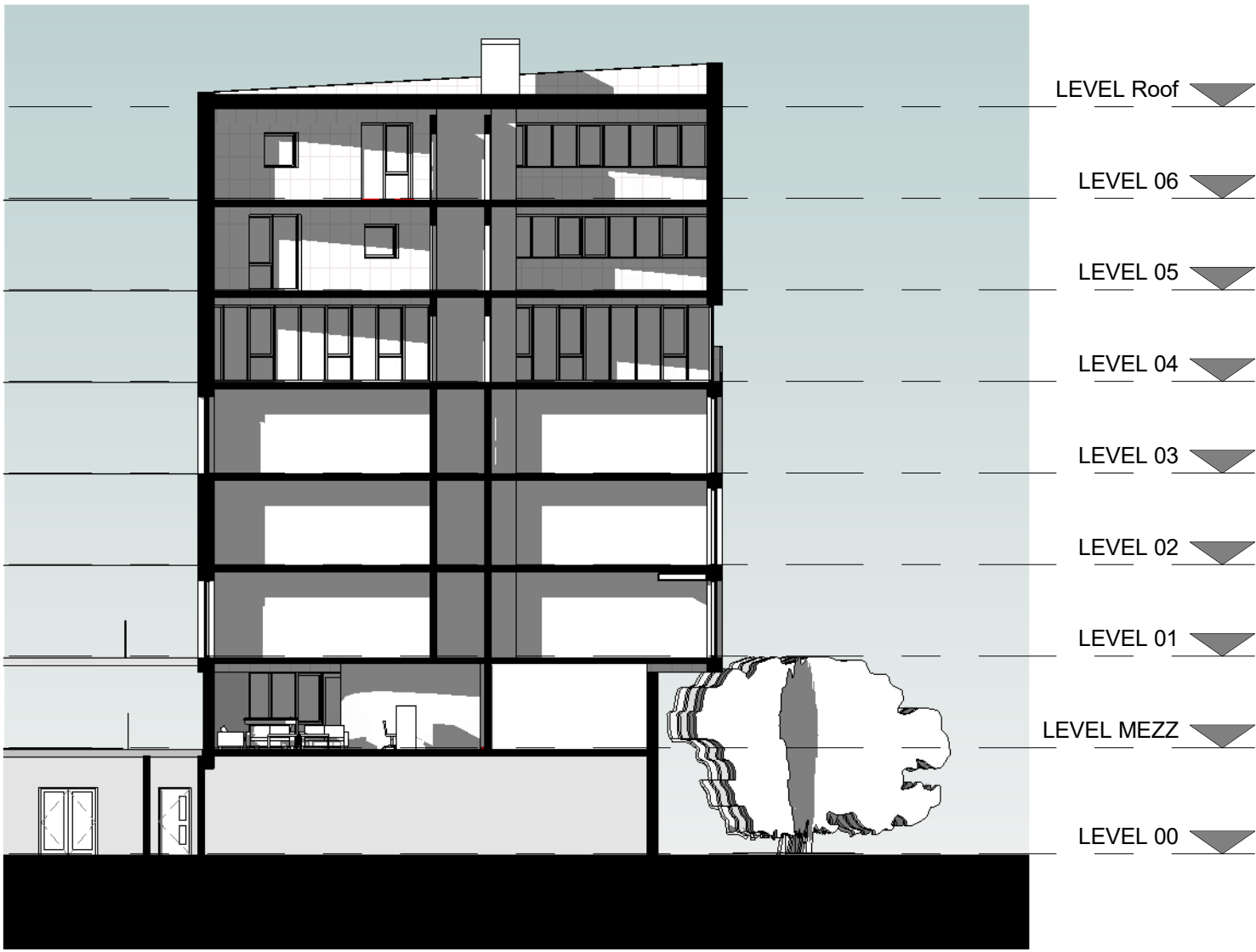
Only work to written dimensions.

This drawing is the property of Fletcher-Rae (UK) Limited (t/a Fletcher-Rae) and copyright is reserved by them. The drawing is not to be copied or disclosed by or to any unauthorised persons without the prior written consent of Fletcher-Rae (UK) Limited.

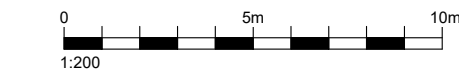
PLANNING



Section 1



Section 2



2	Further changes to tree layout and other wind mitigation mitigation measures following consultant input	2019.09.11
1	Changes to scheme following consultation feedback. Reduction of height and change to fence type (see landscaping plan). Extra windows added to various parts of each elevation. External cladding to roof plant space changed to metallic rainscreen, to match upper portion of each building.	2019.05.17

Revision:

Scale	1 : 200	@ A1
Status	Planning	
Drawn By	BT/RT	
Checked By	AR	
Date	11/23/17	

Client:
Maro Developments
Project:
Brunswick Quay

Sheet Name:
Building 1 - GA Sections

Drawing		Revision:
Number: 16047_PL107		2

fletcher|rae
Architects | Master Planners | Designers
Hill Quays, 5 Jordan Street, Manchester, M15 4PY

t +44 (0) 161 242 1140
f +44 (0) 161 242 1141
w www.fletcher-rae.com
e info@fletcher-rae.com

General Notes

All site dimensions shall be verified by the Contractor on site prior to commencing any works.

Do not scale from this drawing.

Only work to written dimensions.

This drawing is the property of Fletcher-Rae (UK) Limited (t/a Fletcher-Rae) and copyright is reserved by them. The drawing is not to be copied or disclosed by or to any unauthorised persons without the prior written consent of Fletcher-Rae (UK) Limited.

PLANNING

Apartment Schedule - Overall		
Department	Count	Name

Building 1		
1 Bed	21	1 Bed
1 Bed (Accessible)	1	1 Bed
2 Bed	59	2 Bed
2 Bed (Accessible)	3	2 Bed
3 Bed	6	3 Bed
3 Bed (Accessible)	1	3 Bed

Grand total: 91

Room Schedule Level Mezz.				
Level	Area	Count	Department	Name

Building 1				
LEVEL MEZZ	55.08 m²	1	1 Bed	1 Bed
LEVEL MEZZ	45.58 m²	1	1 Bed	1 Bed
LEVEL MEZZ	43.72 m²	1	1 Bed	1 Bed
LEVEL MEZZ	47.49 m²	1	1 Bed	1 Bed
LEVEL MEZZ	45.56 m²	1	1 Bed	1 Bed
1 Bed: 5				
LEVEL MEZZ	65.34 m²	1	2 Bed	2 Bed
LEVEL MEZZ	60.61 m²	1	2 Bed	2 Bed
LEVEL MEZZ	61.26 m²	1	2 Bed	2 Bed
2 Bed: 3				
Grand total: 8				

Room Schedule Level 1				
Level	Area	Count	Department	Name

Building 1				
LEVEL 01	45.28 m²	1	1 Bed	1 Bed
LEVEL 01	47.20 m²	1	1 Bed	1 Bed
LEVEL 01	45.56 m²	1	1 Bed	1 Bed
LEVEL 01	45.55 m²	1	1 Bed	1 Bed
1 Bed: 4 183.60 m²				
LEVEL 01	68.11 m²	1	2 Bed	2 Bed
LEVEL 01	61.26 m²	1	2 Bed	2 Bed
LEVEL 01	58.72 m²	1	2 Bed	2 Bed
LEVEL 01	60.29 m²	1	2 Bed	2 Bed
LEVEL 01	60.61 m²	1	2 Bed	2 Bed
LEVEL 01	60.38 m²	1	2 Bed	2 Bed
LEVEL 01	65.34 m²	1	2 Bed	2 Bed
LEVEL 01	63.40 m²	1	2 Bed	2 Bed
LEVEL 01	60.30 m²	1	2 Bed	2 Bed
LEVEL 01	65.36 m²	1	2 Bed (Accessible)	2 Bed
2 Bed: 10 623.78 m²				
LEVEL 01	88.49 m²	1	3 Bed (Accessible)	3 Bed
3 Bed: 1 88.49 m²				
Grand total: 15 895.87 m²				

Room Schedule Level 2				
Level	Area	Count	Department	Name

Building 1				
LEVEL 02	45.28 m²	1	1 Bed	1 Bed
LEVEL 02	47.20 m²	1	1 Bed	1 Bed
LEVEL 02	45.55 m²	1	1 Bed	1 Bed
LEVEL 02	45.56 m²	1	1 Bed (Accessible)	1 Bed
1 Bed: 4 183.60 m²				
LEVEL 02	68.11 m²	1	2 Bed	2 Bed
LEVEL 02	61.26 m²	1	2 Bed	2 Bed
LEVEL 02	58.72 m²	1	2 Bed	2 Bed
LEVEL 02	60.29 m²	1	2 Bed	2 Bed
LEVEL 02	60.61 m²	1	2 Bed	2 Bed
LEVEL 02	60.38 m²	1	2 Bed	2 Bed
LEVEL 02	65.34 m²	1	2 Bed	2 Bed
LEVEL 02	63.40 m²	1	2 Bed	2 Bed
LEVEL 02	60.30 m²	1	2 Bed	2 Bed
LEVEL 02	65.36 m²	1	2 Bed	2 Bed
2 Bed: 10 623.78 m²				
LEVEL 02	88.49 m²	1	3 Bed	3 Bed
3 Bed: 1 88.49 m²				
Grand total: 15 895.87 m²				

Room Schedule Level 0		
Level	Area	Department

LEVEL 00		
LEVEL 00	122.57 m²	Anciliary
LEVEL 00	100.46 m²	Circulation
LEVEL 00	29.28 m²	Office
LEVEL 00	146.10 m²	Plant
LEVEL 00	87.77 m²	Retail
Grand total: 486.19 m²		
24		

Room Schedule Level Mezz. (Non Residential)		
Level	Area	Department

Building 1		
LEVEL MEZZ	170.04 m²	Anciliary
LEVEL MEZZ	104.42 m²	Circulation
LEVEL MEZZ	65.91 m²	Office
LEVEL MEZZ	9.64 m²	Plant
Grand total 350.01 m²		

Room Schedule Level 1 (Non Residential)		
Level	Area	Department

Building 1		
LEVEL 01	106.07 m²	Circulation
LEVEL 01	12.20 m²	Plant
Grand total 118.28 m²		

Room Schedule Level 2 (Non Residential)		
Level	Area	Department

Building 1		
LEVEL 02	105.77 m²	Circulation
LEVEL 02	13.16 m²	Plant
Grand total 118.94 m²		

Room Schedule Level 3				
Level	Area	Count	Department	Name

Building 1				
LEVEL 03	45.28 m²	1	1 Bed	1 Bed
LEVEL 03	47.20 m²	1	1 Bed	1 Bed
LEVEL 03	45.55 m²	1	1 Bed	1 Bed
LEVEL 03	45.56 m²	1	1 Bed	1 Bed
1 Bed: 4 183.60 m²				
LEVEL 03	61.26 m²	1	2 Bed	2 Bed
LEVEL 03	58.72 m²	1	2 Bed	2 Bed
LEVEL 03	60.29 m²	1	2 Bed	2 Bed
LEVEL 03	65.34 m²	1	2 Bed	2 Bed
LEVEL 03	63.40 m²	1	2 Bed	2 Bed
LEVEL 03	60.61 m²	1	2 Bed	2 Bed
LEVEL 03	60.38 m²	1	2 Bed	2 Bed
LEVEL 03	60.30 m²	1	2 Bed	2 Bed
LEVEL 03	68.11 m²	1	2 Bed	2 Bed
LEVEL 03	65.36 m²	1	2 Bed (Accessible)	2 Bed
2 Bed: 10 623.78 m²				
LEVEL 03	88.49 m²	1	3 Bed	3 Bed
3 Bed: 1 88.49 m²				
Grand total: 15 895.87 m²				

Room Schedule Level 4				
Level	Area	Count	Department	Name

Building 1				
LEVEL 04	46.94 m²	1	1 Bed	1 Bed
1 Bed: 1 46.94 m²				
LEVEL 04	67.56 m²	1	2 Bed	2 Bed
LEVEL 04	62.70 m²	1	2 Bed	2 Bed
LEVEL 04	67.00 m²	1	2 Bed	2 Bed
LEVEL 04	62.04 m²	1	2 Bed	2 Bed
LEVEL 04	63.34 m²	1	2 Bed	2 Bed
LEVEL 04	66.83 m²	1	2 Bed	2 Bed
LEVEL 04	60.49 m²	1	2 Bed	2 Bed
LEVEL 04	63.51 m²	1	2 Bed	2 Bed
LEVEL 04	62.68 m²	1	2 Bed	2 Bed
2 Bed: 9 576.15 m²				
LEVEL 04	92.50 m²	1	3 Bed	3 Bed
LEVEL 04	91.01 m²	1	3 Bed	3 Bed
3 Bed: 2 183.50 m²				
Grand total: 12 806.59 m²				

Room Schedule Level 5				
Level	Area	Count	Department	Name

Building 1				
LEVEL 05	47.17 m²	1	1 Bed	1 Bed
LEVEL 05	45.56 m²	1	1 Bed	1 Bed
1 Bed: 2				
LEVEL 05	63.40 m²	1	2 Bed	2 Bed
LEVEL 05	61.68 m²	1	2 Bed	2 Bed
LEVEL 05	60.30 m²	1	2 Bed	2 Bed
LEVEL 05	65.34 m²	1	2 Bed	2 Bed
LEVEL 05	68.11 m²	1	2 Bed	2 Bed
LEVEL 05	61.03 m²	1	2 Bed	2 Bed
LEVEL 05	60.38 m²	1	2 Bed	2 Bed
LEVEL 05	60.30 m²	1	2 Bed	2 Bed
LEVEL 05	59.01 m²	1	2 Bed	2 Bed
LEVEL 05	65.36 m²	1	2 Bed (Accessible)	2 Bed
2 Bed: 10				
LEVEL 05	88.35 m²	1	3 Bed	3 Bed
3 Bed: 1				
Grand total: 13				

Room Schedule Level 6				
Level	Area	Count	Department	Name

Building 1				
LEVEL 06	47.17 m²	1	1 Bed	1 Bed
LEVEL 06	45.56 m²	1	1 Bed	1 Bed
1 Bed: 2				
LEVEL 06	60.38 m²	1	2 Bed	2 Bed
LEVEL 06	61.68 m²	1	2 Bed	2 Bed
LEVEL 06	61.01 m²	1	2 Bed	2 Bed
LEVEL 06	68.11 m²	1	2 Bed	2 Bed
LEVEL 06	60.30 m²	1	2 Bed	2 Bed
LEVEL 06	63.40 m²	1	2 Bed	2 Bed
LEVEL 06	60.24 m²	1	2 Bed	2 Bed
LEVEL 06	65.34 m²	1	2 Bed	2 Bed
LEVEL 06	65.36 m²	1	2 Bed	2 Bed
LEVEL 06	59.01 m²	1	2 Bed	2 Bed
2 Bed: 10				
LEVEL 06	88.35 m²	1	3 Bed	3 Bed
3 Bed: 1				
Grand total: 13				

Room Schedule Level 3 (Non Residential)		
Level	Area	Department

Building 1		
LEVEL 03	105.77 m²	Circulation
LEVEL 03	13.16 m²	Plant
Grand total 118.94 m²		

Room Schedule Level 4 (Non Residential)		
Level	Area	Department

Building 1		
LEVEL 04	97.08 m²	Circulation
LEVEL 04	13.16 m²	Plant
Grand total 110.25 m²		

Room Schedule Level 5 (Non Residential)		
Level	Area	Department

Building 1		
LEVEL 05	97.08 m²	Circulation
LEVEL 05	13.16 m²	Plant
Grand total 110.25 m²		

Room Schedule Level 6 (Non Residential)		
Level	Area	Department

Building 1		
LEVEL 06	97.08 m²	Circulation
LEVEL 06	13.16 m²	Plant
Grand total 110.25 m²		

Revision: 1 Addition of wheelchair accessible apartments 2020.03.06

Scale @ A1
Status Planning
Drawn By BT
Checked By AR
Date 06/26/18

Client:
Maro Developments
Project:
Brunswick Quay

Sheet Name:
Building 1 - Accommodation
Schedule Drawing
Number: 16047_PL108 1

fletcher|rae
Architects | Master Planners | Designers
Hill Quays, 5 Jordan Street, Manchester, M15 4PY

t +44 (0) 161 242 1140
f +44 (0) 161 242 1141
w www.fletcher-rae.com
e info@fletcher-rae.com