

KEY PLAN



1. PROPOSED HAND RAIL TYPE




2. HV TRANSFORMER


- Legend/Notes
- EXISTING MACADAM TO BE RETAINED
 - PROPOSED PLATFORM EXTENSION / WIDENING
 - EXTENT OF EXISTING MARSHALLS PERFECTA PAVING
 - EXTENT OF RESURFACING (MARSHALLS PERFECTA)
 - (HIGH VOLTAGE) HV TRANSFORMER
 - LOCK OUT DEVICE (LOD) LOCATIONS
 - REB NEW RELOCATABLE EQUIPMENT BUILDING (REB) COMPOUND
 - TACTILE PAVING
 - PROPOSED SEATING
 - PROPOSED LIGHTING
 - PROPOSED SIGNAGE
 - PROPOSED HANDRAIL
 - NUMBERED IMAGES
 - UTX ACCESS COVER TO UNDER TRACK CROSSING CHAMBER. PERFECTA PAVING SET INTO COVER.
 - LINE OF DRAINAGE




3. LIGHTING FIXTURES WITH CCTV & PA AS EXISTING



4. PLATFORM SEATING INDICATIVE



5. PLATFORM SIGNAGE AS EXISTING



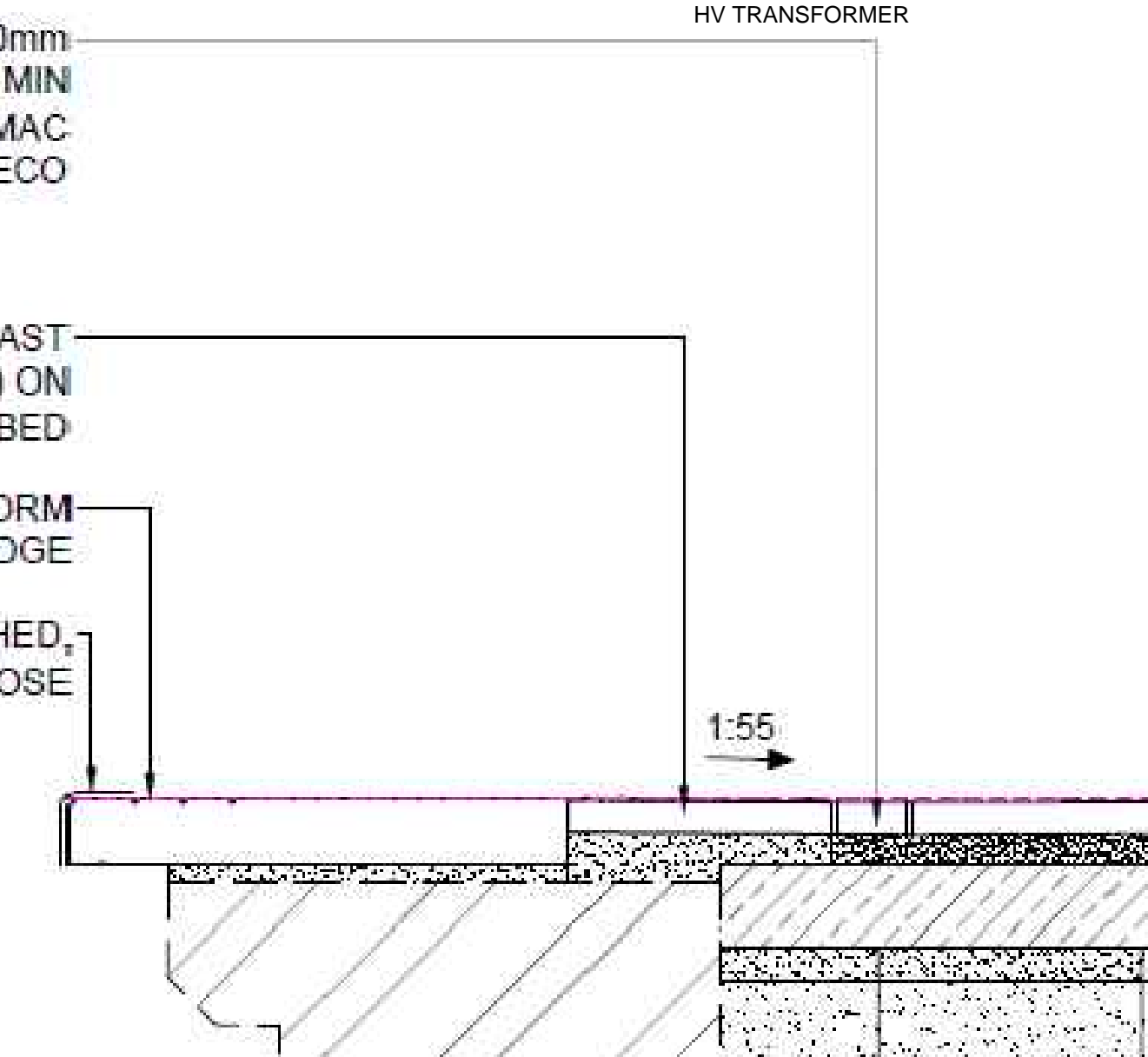
6. NEW FLOOR FINISH TO MATCH EXISTING ON NEW & ALTERED SECTIONS OF PLATFORMS 1-4. SEE DRAWING 132627-ATK-DRG-EAR-190005 FOR PLATFORMS 5-10 FINISHING SEE PLATFORM 1-4 EDGE SECTION DIAGRAM

450 x 450 x 50mm MARSHALLS PERFECTA PAVING ON MIN 25mm THK MORTAR BED INSTARMAC ULTRA SCAPE PRO-BED HS ECO

PROPOSED 400 x 400 x 50mm PRECAST CONCRETE TACTILE SLABS (CHARCOAL) ON 50mm THK MORTAR BED

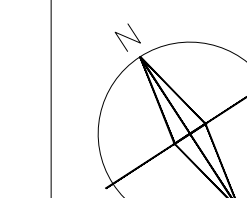
NEW 930 x 760mm x 100mm CAMEL PLATFORM EDGE

NEW COPER UNITS TO BE ACID ETCHED, WITH WHITE LINING TO COPER NOSE



PLATFORM 1-4 EDGE SECTION 1:10

PROPOSED PLAN (PLATFORMS 1-5) 1:200



PLATFORM LIGHTING AND FURNITURE TO MATCH EXISTING

SEE 'VIEW 2' AND 'VISUAL & ELEVATIONS OF REB' ON DWG 132627-ATK-DRG-EAR190003 FOR DETAILS OF REB AND COMPOUND.

TO BE PRINTED AT A0 1189mm X 841mm

Rev	Date	Description	Drawn	Checked	Approved	Subsidiary
P5	11.09.15	ISSUE FOR COMMENT	SYD	JM	JH	
P4	15.12.15	ISSUE FOR COMMENT	SYD	JM	JH	
P3	04.12.15	ISSUE FOR COMMENT	SYD	JM	JH	
P2	16.11.15	ISSUE FOR COMMENT	SYD	JM	JH	
P1	20.10.15	ISSUE FOR COMMENT	SYD	JM	JH	

Network Rail

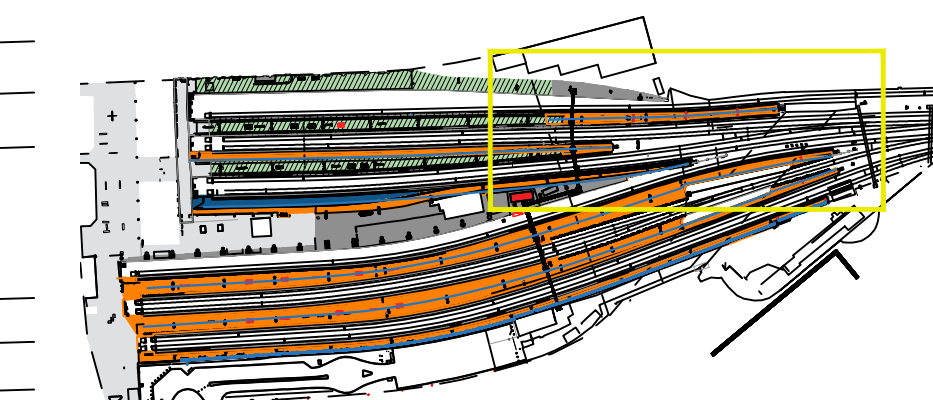
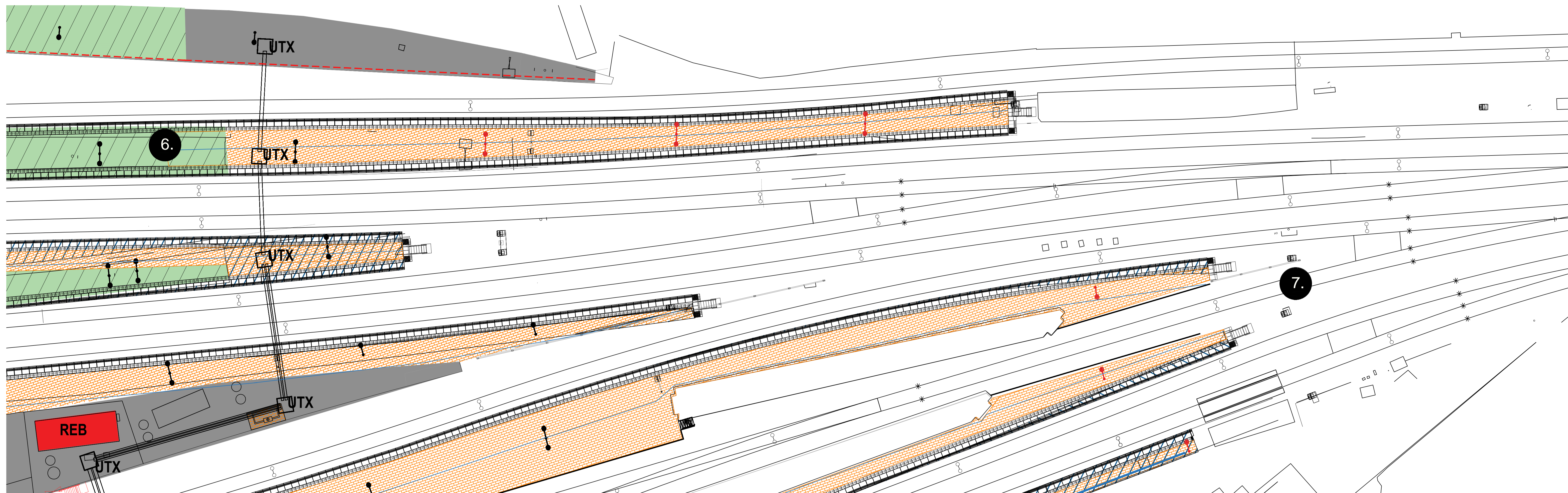
Contractor(s)
BUCKINGHAM Group Contracting
ATKINS
Chadwick House
Birchwood Park
Warrington
Cheshire
WA3 6AE
Tel: +44 (0)1925 238000
Fax: +44 (0)1925 238500

Project
LIVERPOOL LIME STREET RENEWALS AND CAPACITY ENHANCEMENTS

Drawing Title
LIVERPOOL LIME STREET STATION PLATFORM 1-5 PROPOSED LAYOUT

Designed	ATKINS RAIL	Signed	JH	Date	10.15
Drawn	SYD	Signed	SYD	Date	10.15
Checked	JM	Signed	JM	Date	10.15
Approved	JH	Signed	JH	Date	10.15
Scale(s)	1:200	ELR & Midge			

Alternative Reference		Sheet	4 of 6
Drawing Number	132627-ATK-DRG-EAR-190004	Revision	P5



KEY PLAN



7. EXAMPLE OF SIGNAL APPEARANCE